


Course Code	BP101T	Title of the Course	HUMAN ANATOMY & PHYSIOLOGY I	L	3	T	1	P	-	C	4	SDG Goals	3, 4, 5, 6, 7, 8, 9, 10, 11, 12, 13, 14, 15, 16, 17, 18, 19, 20, 21, 22, 23, 24, 25, 26, 27, 28, 29, 30, 31, 32, 33, 34, 35, 36, 37, 38, 39, 40, 41, 42, 43, 44, 45, 46, 47, 48, 49, 50, 51, 52, 53, 54, 55, 56, 57, 58, 59, 60, 61, 62, 63, 64, 65, 66, 67, 68, 69, 70, 71, 72, 73, 74, 75, 76, 77, 78, 79, 80, 81, 82, 83, 84, 85, 86, 87, 88, 89, 90, 91, 92, 93, 94, 95, 96, 97, 98, 99, 100
Year	I	Semester	I										
Course Objectives	1. Structure and function of Human body at cellular level. 2. Describe the various homeostatic mechanisms and their imbalance. 3. Appreciate the coordinated working pattern of different organs of each system												

Course Outcomes

CO1	Understand anatomical terminology and body organization based on structure, functions and regulation of cells, tissues, and membranes, using this knowledge in health-related contexts.
CO2	Explain the role of skeleton system and joints on the basis of their structure and function.
CO3	Describe the role of body fluids and blood in maintaining homeostasis on the basis of their composition, functions and their regulation.
CO4	Explore the coordination reflexes and neurological health of nervous system on the basis of their functions and neural coordination.
CO5	Discuss the significance of cardiovascular system on the basis of their structure and functions.

Unit No.	Title of the Unit	Content of Unit	Contact Hrs.	Mapped CO	SDG Targets
1	Introduction to human body Cellular level of organization Tissue level of organization	Definition and scope of anatomy and physiology, levels of structural Organization and body systems, basic life processes, homeostasis, basic anatomical terminology. Structure and functions of cell, transport across cell membrane, cell division, cell junctions. General principles of cell communication, intracellular signaling pathway activation by extracellular signal molecule, Forms of intracellular signaling: a) Contact-dependent b) Paracrine c) Synaptic d) Endocrine Classification of tissues, structure, location and functions of epithelial, muscular and nervous and connective tissues.	10	1	3.3, 3.4, 3.b
2	Integumentary and skeletal system	Structure and functions of skin. Divisions of skeletal system, types of bone, salient features and functions of bones of axial and appendicular skeletal system Organization of skeletal muscle, physiology of muscle contraction, neuromuscular junction. Joints Structural and functional classification, types of joints movements and its articulation	10	2	3.6, 3.b
3	Body fluids and blood	Body fluids, composition and functions of blood, haemopoiesis, formation of hemoglobin, anemia, mechanisms of coagulation, blood grouping, Rh factors, transfusion, its significance and disorders of blood, Reticulo endothelial system. Lymphatic system Lymphatic organs and tissues, lymphatic vessels, lymph circulation and functions of lymphatic system	10	3	3.3, 3.4, 3.b
4	Peripheral nervous system Special senses	Classification of peripheral nervous system: Structure and functions of sympathetic and parasympathetic nervous system. Origin and functions of spinal and cranial nerves. Structure and functions of eye, ear, nose and tongue and their disorders.	8	4	3.4, 3.b
5	Cardiovascular system	Heart – anatomy of heart, blood circulation, blood vessels, structure and functions of artery, vein and capillaries, elements of conduction system of heart and heart-beat, its regulation by autonomic nervous system, cardiac output, cardiac cycle. Regulation of blood pressure, pulse, electrocardiogram and disorders of heart.	7	5	3.4, 3.b
6	Introduction to human body Cellular level of organization Tissue level of organization	Definition and scope of anatomy and physiology, levels of structural Organization and body systems, basic life processes, homeostasis, basic anatomical terminology. Structure and functions of cell, transport across cell membrane, cell division, cell junctions. General principles of cell communication, intracellular signaling pathway activation by extracellular signal molecule, Forms of intracellular signaling: a) Contact-dependent b) Paracrine c) Synaptic d) Endocrine	10	1	3.3, 3.4, 3.b





		Classification of tissues, structure, location and functions of epithelial, muscular and nervous and connective tissues.			
Reference Books:					
Physiological basis of Medical Practice-Best and Tailor. Williams & Wilkins Co. Riverview, MI USA					
Text book of Medical Physiology- Arthur C, Guyton and John. E. Hall. Miamisburg, OH, U.S.A.					
Human Physiology (Vol I and 2) by Dr. C.C. Chatterje, Academic Publishers Kolkata.					
e-Learning Source:					
https://www.academia.edu/40518139/Ross_willson_anatomy_and_physiology					

PO-PSO CO	Course Articulation Matrix:(Mapping of Cos with POs and PSOs)													
	PO1	PO2	PO3	PO4	PO5	PO6	PO7	PO8	PO9	PO10	PO11	PSO1	PSO2	PSO3
CO1	3	-	-	-	-	1	1	1	1	-	1	3	1	1
CO2	3	-	-	-	-	2	1	1	1	-	1	3	1	1
CO3	3	-	-	-	-	1	1	1	1	-	1	3	1	1
CO4	3	-	-	-	-	1	2	1	1	-	1	3	1	1
CO5	3	-	-	-	-	1	1	1	1	-	1	2	1	1

1-Low Correlation; 2- Moderate Correlation; 3- Substantial Correlation

Dr. Singh

 Prof. (Dr.) Kuldeep Singh Name & Sign of Program Coordinator	Head Department of Pharmacy Integral University Lucknow Sign & Seal of HOD
--	---



Course Code	BP102T	Title of the Course	PHARMACEUTICAL ANALYSIS I	L		T		P		C		SDG Goals
Year	I	Semester	I	3		1		-		4		
Course Objectives	1. Understand the principles of volumetric and electro chemical analysis 2. Carryout various volumetric and electrochemical titrations 3. Develop analytical skills											


Course Outcomes

CO1	Explain the principles scope and techniques of pharmaceutical analysis using reference texts and lectures, demonstrating conceptual clarity in written assessments.
CO2	Apply principle and method of aqueous and non aqueous titration in analysis of drugs and excipients when presented with a real world situation
CO3	Apply principle and method of precipitation and complexometric titration in analysis of drugs and excipients when presented with a real world situation
CO4	Apply principle and method of redox titration in analysis of drugs and excipients when presented with a real world situation
CO5	Apply principle and method of electrochemical methods of analysis in analysis of drugs and excipients when presented with a real world situation

Unit No.	Title of the Unit	Content of Unit	Contact Hrs.	Mapped CO	SDG Targets
1	Pharmaceutical analysis	Definition and scope Different techniques of analysis. Methods of expressing concentration Primary and secondary standards Preparation and standardization of various molar and normal solutions Oxalic acid, sodium hydroxide, hydrochloric acid, sodium thiosulphate, sulphuric acid, potassium permanganate and ceric ammonium sulphate Errors: Sources of errors, types of errors, methods of minimizing errors, accuracy, precision and significant figures Pharmacopoeia, Sources of impurities in medicinal agents, limit tests.	10	1	-
2	Acid base titration Non-aqueous titration:	Theories of acid base indicators, classification of acid base titrations and theory involved in titrations of strong, weak, and very weak acids and bases, neutralization curves Solvents, acidimetry and alkalimetry titration and estimation of Sodium benzoate and Ephedrine HCl	10	2	-
3	Precipitation titrations Complexometric titration Gravimetry	Mohr's method, Volhard's, Modified, Volhard's, Fajans method, estimation of sodium chloride. Classification, metal ion indicators, masking and demasking reagents, estimation of Magnesium sulphate, and calcium gluconate. Principle and steps involved in gravimetric analysis. Purity of the precipitate: co-precipitation and post precipitation, Estimation of barium sulphate. Basic Principles, methods and application of diazotisation titration.	10	3	-
4	Redox titrations	Concepts of oxidation and reduction Types of redox titrations (Principles and applications): Cerimetry, Iodimetry, Iodometry, Bromatometry, Dichrometry, Titration with potassium iodate	08	4	-
5	Electrochemical methods of analysis: Conductometry Potentiometry Polarography	Introduction, Conductivity cell, Conductometric titrations, applications. Electrochemical cell, construction and working of reference (Standard hydrogen, silver chloride electrode and calomel electrode) and indicator electrodes (metal electrodes and glass electrode), methods to determine end point of potentiometric titration and applications. Principle, Ilkovic equation, construction and working of dropping mercury electrode and rotating platinum electrode, applications	07	5	-

Reference Books:

A.H. Beckett & J.B. Stenlake's, Practical Pharmaceutical Chemistry Vol I & II, Stahlone Press of University of London
A.I. Vogel, Text Book of Quantitative Inorganic analysis
P. Gundu Rao, Inorganic Pharmaceutical Chemistry
Bentley and Driver's Textbook of Pharmaceutical Chemistry John H. Kennedy, Analytical chemistry principles
Indian Pharmacopoeia.



e-Learning Source:

https://www.academia.edu/40518139/Ross_willson_anatomy_and_physiology

Course Articulation Matrix:(Mapping of Cos with POs and PSOs)

PO-PSO CO	PO1	PO2	PO3	PO4	PO5	PO6	PO7	PO8	PO9	PO10	PO11	PSO1	PSO2	PSO3
CO1	3	1	2	0	0	1	0	0	1	1	1	3	2	2
CO2	3	1	2	0	0	1	0	0	1	1	1	3	2	2
CO3	3	1	2	0	0	2	0	0	1	1	1	3	2	2
CO4	3	1	2	0	0	1	0	0	1	1	1	3	2	2
CO5	3	1	2	0	0	1	0	0	1	1	1	3	2	2

1-Low Correlation; 2- Moderate Correlation; 3- Substantial Correlation

Prof. (Dr.) Kuldeep Singh


Name & Sign of Program Coordinator

Head

Department of Pharmacy

Integral University

Sign & Seal




Course Code	BP103T	Title of the Course	PHARMACEUTICS I	L	T	P	C	SDG Goals
Year	I	Semester	I	3	1	-	4	
Course Objectives	1. Know the history of profession of pharmacy 2. Understand the basics of different dosage forms, pharmaceutical incompatibilities and pharmaceutical calculations 3. Understand the professional way of handling the prescription 4. Preparation of various conventional dosage forms							

Course Outcomes

CO1	Explain career opportunities in pharmacy, different types of dosage and dose calculation based on age, body weight and body surface area of the patient.
CO2	Understand powder and liquid dosage forms, excipients used in liquid dosage forms and solubility enhancement techniques based on nature of dosage forms.
CO3	Remember monophasic and biphasic liquid formulations along with their preparation methods based on nature of liquid dosage forms.
CO4	Define and understand suppository, displacement value and pharmaceutical incompatibilities based on physical, chemical and therapeutic properties of the drug.
CO5	Discuss semisolid dosage forms, its preparation methods and evaluation parameters based on type of semisolid dosage forms.

Unit No.	Title of the Unit	Content of Unit	Contact Hrs.	Mapped CO	SDG Targets
1	Historical background and development of Profession of pharmacy, Dosage forms, Prescription, Posology	History of profession of Pharmacy in India in relation to pharmacy education, industry and organization, Pharmacy as a career, Pharmacopoeias: Introduction to IP, BP, USP and Extra Pharmacopoeia. Introduction to dosage forms, classification and definitions Definition, Parts of prescription, handling of Prescription and Errors in prescription. Definition, Factors affecting posology. Pediatric dose calculations based on age, body weight and body surface area	10	1, 2	
2	Pharmaceutical calculations, Powders Liquid, dosage forms	Weights and measures – Imperial & Metric system, Calculations involving percentage solutions, alligation, proof spirit and isotonic solutions based on freezing point and molecular weight. Definition, classification, advantages and disadvantages, Simple & compound powders – official preparations, dusting powders, effervescent, efflorescent and hygroscopic powders, cutaneous mixtures. Geometric dilutions Advantages and disadvantages of liquid dosage forms. Excipients used in formulation of liquid dosage forms. Solubility enhancement techniques.	10	3, 4	
3	Monophasic liquids, Biphasic liquids, Suspensions, Emulsions	Definitions and preparations of Gargles, Mouthwashes, Throat Paint, Eardrops, Nasal drops, Enemas, Syrups, Elixirs, Liniments and Lotions. Definition, advantages and disadvantages, classifications, Preparation of suspensions; Flocculated and Deflocculated suspension & stability problems and methods to overcome. Definition, classification, emulsifying agent, test for the identification of type of Emulsion, Methods of preparation & stability problems and methods to overcome.	10	5, 6	
4	Suppositories, Pharmaceutical incompatibilities	Definition, types, advantages and disadvantages, types of bases, methods of preparations. Displacement value & its calculations, evaluation of suppositories. Definition, classification, physical, chemical and therapeutic incompatibilities with examples	8	7, 8	
5	Semisolid dosage forms	Definitions, classification, mechanisms and factors influencing dermal penetration of drugs. Preparation of ointments, pastes, creams and gels. Excipients used in semi solid dosage forms. Evaluation of semi solid dosage forms	7	9	

Reference Books:



H.C. Ansel et al., Pharmaceutical Dosage Form and Drug Delivery System, Lippincott Williams and Walkins, New Delhi.

Carter S.J., Cooper and Gunn's-Dispensing for Pharmaceutical Students, CBS publishers, New Delhi.

M.E. Aulton, Pharmaceutics, The Science & Dosage Form Design, Churchill Livingstone, Edinburgh.

Lachmann, Theory and Practice of Industrial Pharmacy, Lea & Febiger Publisher, The University of Michigan.

Alfonso R. Gennaro Remington, The Science and Practice of Pharmacy, Lippincott Williams, New Delhi.

Carter S.J., Cooper and Gunn's, Tutorial Pharmacy, CBS Publications, New Delhi.

E.A. Rawlins, Bentley's Text Book of Pharmaceutics, English Language Book Society, Elsevier Health Sciences, USA.

Isaac Ghebre Sellassie: Pharmaceutical Pelletization Technology, Marcel Dekker, INC, New York.

Dilip M. Parikh: Handbook of Pharmaceutical Granulation Technology, Marcel Dekker, INC, New York.



e-Learning Source:

https://drive.google.com/file/d/1uOvrQF_84rkbBTcMAbenkThi3VSi8a07/view

PO-PSO CO	Course Articulation Matrix: (Mapping of Cos with POs and PSOs)													
	PO1	PO2	PO3	PO4	PO5	PO6	PO7	PO8	PO9	PO10	PO11	PSO1	PSO2	PSO3
CO1	3	1	1	-	1	2	1	-	1	-	1	3	1	1
CO2	3	1	1	-	1	1	1	-	1	-	1	3	1	1
CO3	3	1	1	-	1	2	1	-	2	-	1	3	1	1
CO4	3	1	1	-	1	1	1	-	1	-	1	3	1	1
CO5	3	1	1	-	1	1	1	-	1	-	1	3	1	1

1-Low Correlation; 2- Moderate Correlation; 3- Substantial Correlation

Prof. (Dr.) Kuldeep Singh Name & Sign of Program Coordinator	Head Department of Pharmacy Integral University Sign & Seal
---	--




Course Code	BP104T	Title of the Course	PHARMACEUTICAL INORGANIC CHEMISTRY	L	3	T	1	P	-	C	4	SDG Goals	
Year	I	Semester	I										
Course Objectives	1. Know the sources of impurities and methods to determine the impurities in inorganic drugs and pharmaceuticals 2. Understand the medicinal and pharmaceutical importance of inorganic compounds												

Course Outcomes

CO1	Discuss the history of pharmacopoeia, monographs, impurities determination of inorganic compounds and pharmaceuticals through the understanding of pharmacopoeia editions and principles of limit test.
CO2	Apply the concepts of acid, base, buffers, electrolytes and dental products for their use in pharmaceutical preparations.
CO3	Express the properties, assay and medicinal uses of inorganic compounds based on the knowledge of Gastrointestinal tract and their mechanism of action.
CO4	Illustrate the mechanism, method of preparation, properties, assay and medicinal importance of inorganic compounds based on their categories of expectorants, emetics, hematinics, poison antidote and astringents.
CO5	Describe radioisotopes based on the understanding of different radiations along with their properties, measurement techniques, storage conditions, precautions and pharmaceutical applications.

Unit No.	Title of the Unit	Content of Unit	Contact Hrs.	Mapped CO	SDG Targets
1	Impurities in Pharmaceutical Substances	Impurities in pharmaceutical Substances: History of Pharmacopoeia, Sources and types of impurities, principle involved in the limit test for Chloride, Sulphate, Iron, Arsenic, Lead and Heavy metals, modified limit test for Chloride and Sulphate. General methods of preparation, assay for the compounds superscripted with asterisk (*), properties and medicinal uses of inorganic compounds belonging to the following classes.	10	1	-
2	Acids, Bases and Buffers, Major extra and intracellular electrolytes, Dental products.	Acids, Bases and Buffers: Buffer equations and buffer capacity in general, buffers in pharmaceutical systems, preparation, stability, buffered isotonic solutions, measurements of tonicity, calculations and methods of adjusting isotonicity. Major extra and intracellular electrolytes: Functions of major physiological ions, Electrolytes used in the replacement therapy: Sodium chloride*, Potassium chloride, Calcium gluconate* and Oral Rehydration Salt (ORS), Physiological acid base balance. Dental products: Dentifrices, role of fluoride in the treatment of dental caries, Desensitizing agents, Calcium carbonate, Sodium fluoride, and Zinc eugenol cement.	10	2	-
3	Gastrointestinal agents	Gastrointestinal agents Acidifiers: Ammonium chloride* and Dil. HCl. Antacid: Ideal properties of antacids, combinations of antacids, Sodium Bicarbonate*, Aluminum hydroxide gel, Magnesium hydroxide mixture. Cathartics: Magnesium sulphate, Sodium orthophosphate Kaolin and Bentonite. Antimicrobials: Mechanism, classification, Potassium permanganate, Boric acid, Hydrogen peroxide*, Chlorinated lime*, Iodine and its preparations.	10	3	-
4	Miscellaneous compounds	Miscellaneous compounds Expectorants: Potassium iodide, Ammonium chloride*. Emetics: Copper sulphate*, Sodium potassium tartrate. Hematinics: Ferrous sulphate*, Ferrous gluconate. Poison and Antidote: Sodium thiosulphate*, Activated charcoal, Sodium nitrite333. Astringents: Zinc Sulphate, Potash Alum.	8	4	-
5	Radiopharmaceuticals:	Radiopharmaceuticals: Radio activity, measurement of radioactivity, properties of α , β , γ radiations, half-life, radio isotopes and study of radio isotopes- Sodium iodide I131, storage conditions, precautions & pharmaceutical application of radioactive substances.	7	5	-



Reference Books:

A.H.Beckett & J.B. Stenlake's, Practical Pharmaceutical Chemistry Vol I & II, Stahlone Press of University of London, 4th edition.

A.I. Vogel, Text book of quantitative Inorganic analysis.

P. Gundu Rao, Inorganic Pharmaceutical Chemistry, 3rd edition

M.L. Schroff, Inorganic Pharmaceutical Chemistry

Bentley and Driver's Textbook of Pharmaceutical Chemistry

Anand & Chatwal, Inorganic Pharmaceutical Chemistry

Indian Pharmacopoeia

e-Learning Source:

Impurities in Pharmaceuticals: https://drive.google.com/file/d/1rIsnjteYvocP6X29T06PjjPQeuqRzObF/view?usp=share_link

Acid, Base & Buffers: https://drive.google.com/file/d/1VvoJ8ocAlQHp2k0ymD12iKb19Q9z1Z11/view?usp=share_link

Major Intra and Extra cellular electrolytes: https://drive.google.com/file/d/1QN5D9jpgTtsdfk2xerg0BP27Rk39cQJM/view?usp=share_link

Gastrintestinal Agents: https://drive.google.com/file/d/1y8cMrniHKwVcyO1ggMJWpY6wMEWESv48/view?usp=share_link

Dental Products: https://drive.google.com/file/d/1tB7LJNZ81mxDzByLucRAeyUExcovQDSC/view?usp=share_link

Course Articulation Matrix:(Mapping of Cos with POs and PSOs)

PO-PSO CO	PO1	PO2	PO3	PO4	PO5	PO6	PO7	PO8	PO9	PO10	PO11	PSO1	PSO2	PSO3
CO1	3	-	2	-	-	1	1	-	2	2	2	2	1	1
CO2	3	2	1	-	-	1	1	-	1	-	2	2	1	1
CO3	3	-	-	-	-	1	2	-	1	-	2	2	1	1
CO4	3	-	2	-	-	1	1	-	1	-	2	2	1	1
CO5	3	-	2	-	-	1	1	-	1	2	2	2	1	1

1-Low Correlation; 2- Moderate Correlation; 3- Substantial Correlation

Prof. (Dr.) Kuldeep Singh Name & Sign of Program Coordinator	Head Department of Pharmacy Integral University Sign & Seal of HOD
---	---



Course Code	BP105T	Title of the Course	COMMUNICATION SKILLS	L		T		P		C		SDG Goals
Year	I	Semester	I	2	-	-	-	2				
Course Objectives	1. Understand the behavioral needs for a Pharmacist to function effectively in the areas of pharmaceutical operation 2. Communicate effectively (Verbal and Non Verbal) 3. Effectively manage the team as a team player 4. Develop interview skills 5. Develop Leadership qualities and essentials											

Course Outcomes	
CO1	Discuss the basic concepts/ knowledge of the Communication process, its types, Barriers to communication and Perspectives in communication.
CO2	Define the Elements of communication: Tone, body language, gesture, communication styles, Verbal and Non-verbal mode of communication
CO3	Use Basic Listening skills: active listening, listening in difficult situations, Written communication: shades of meaning, complexity, Audience factor, organization of the message
CO4	Operate the interview skills, do's and don'ts of an interview, and presentation skills: planning and structuring, delivery, and presentation techniques.
CO5	Discuss about the Group Discussion and its aspects: role of communication skills in GD and Do's and Don'ts of GD

Unit No.	Title of the Unit	Content of Unit	Contact Hrs.	Mapped CO	SDG Targets
1	Communication Skills	Introduction, Definition, The Importance of Communication, The Communication Process – Source, Message, Encoding, Channel, Decoding, Receiver, Feedback, Context Barriers to communication: Physiological Barriers, Physical Barriers, Cultural Barriers, Language Barriers, Gender Barriers, Interpersonal Barriers, Psychological Barriers, Emotional barriers Perspectives in Communication: Introduction, Visual Perception, Language, Other factors affecting our perspective – Past Experiences, Prejudices, Feelings, Environment	7	1	4.3
2	Elements of Communication	Introduction, Face to Face Communication – Tone of Voice, Body Language (Non-verbal communication), Verbal Communication, Physical Communication Communication Styles: Introduction, The Communication Styles Matrix with example for each –Direct Communication Style, Spirited Communication Style, Systematic Communication Style, Considerate Communication Style	7	2	4.3
3	Basic Listening Skills	Introduction, Self-Awareness, Active Listening, Becoming an Active Listener, Listening in Difficult Situations Effective Written Communication: Introduction, When and When Not to Use Written Communication – Complexity of the Topic, Amount of Discussion' Required, Shades of Meaning, Formal Communication Writing Effectively: Subject Lines, Put the Main Point First, Know Your Audience, Organization of the Message	7	3	4.3
4	Interview Skills	Purpose of an interview, Do's and I's of an interview Giving Presentations: Dealing with Fears, Planning your Presentation, Structuring Your Presentation, Delivering Your Presentation, Techniques of Delivery	5	4	4.7
5	Group Discussion	Introduction, Communication skills in group discussion, Do's and I's of group discussion	4	5	4.7

Reference Books:

Andreja, J., Basic communication skills for Technology, Ruther Ford, 2nd Edition, Pearson Education, 2011


Gill Hasson., Brilliant- Communication skills, , 1stEdition, Pearson Life, 2011

Kumar, Sanjay and Pushp Lata, Communication Skills. Oxford University Press, Oxford, 2011.

Mitra, Barun K., Personality development and soft skills, 1stEdition, Oxford Press, 2011

e-Learning Source:

https://www.academia.edu/26711514/Basic_English_Grammar_Book_1



**INTEGRAL
UNIVERSITY**



FACULTY OF PHARMACY
DEPARTMENT OF PHARMACY




Course Articulation Matrix® Mapping of Cos with Pos and PSOs														
PO-PSO CO	PO1	PO2	PO3	PO4	PO5	PO6	PO7	PO8	PO9	PO10	PO11	PSO1	PSO2	PSO3
CO1	1	1	1	1	1	2	1	3	1	-	1	1	3	1
CO2	1	1	1	1	1	1	1	3	1	-	1	1	2	1
CO3	1	1	1	1	1	2	1	3	1	-	1	2	1	2
CO4	1	1	1	1	1	1	1	3	1	-	1	1	2	1
CO5	1	1	1	1	1	-	1	3	1	-	1	2	3	1

1-Low Correlation; 2- Moderate Correlation; 3- Substantial Correlation

Subs

<p>Prof. (Dr.) Kuldeep Singh <i>Kuldeep Singh</i></p> <p>Name & Sign of Program Coordinator</p>	<p><i>Head.</i></p> <p>Department of Pharma-</p> <p>Integral-University</p> <p>Sign & Seal of HOD <i>Dr. Kuldeep Singh</i></p>
---	--



Course Code	BP106RBT	Title of the Course	REMEDIAL BIOLOGY	L	2	T	-	P	-	C	2	SDG Goals	
Year	I	Semester	I										
Course Objectives	1. Know the classification and salient features of five kingdoms of life 2. Understand the basic components of anatomy & physiology of plant 3. Know understand the basic components of anatomy & physiology animal with special reference to human												


Course Outcomes	
CO1	Students will be able to learn about basic concept/ Knowledge of animal cell, Amino Tissue, cell division and cell organelles
CO2	Students will be able to learn about basic concept/ Knowledge of plant respiration, plant growth and development, plant and mineral nutrition, photosynthesis
CO3	Students will be able to learn about classifications & salient feature of five kingdoms of life Anatomy and Physiology human, anatomy and physiology of plant
CO4	Students will be able to learn about circulatory, digestive, respiratory and excretory system of human
CO5	Students will be able to learn about Morphology of plant, Root, Stem, Leaf and its modification

Unit No.	Title of the Unit	Content of Unit	Contact Hrs.	Mapped CO	SDG Targets
1	Living World Morphology of flowering plants	Definition and characters of living organisms Diversity in the living world Binomial nomenclature Five kingdom of life and basis of classification. Salient features of Monera, Protista, Fungi, Animalia, and plantae, virus, Morphology of different parts of flowering plants-Root, stem, inflorescence, flower, leaf, fruit, seed. General anatomy of Root, stem, leaf of monocotyledons and Di cotyledons	7	1, 2	-
2	Body fluids and circulation Digestion and Absorption Breathing and respiration	Composition of blood, blood groups, coagulation of blood. Composition and functions of lymph Human circulatory system Structure of human heart and blood vessels Cardiac cycle, cardiac output, and ECG. Human alimentary canal and digestive glands Role of digestive enzymes Digestion, absorption and assimilation of digested food Human respiratory system Mechanism of breathing and its regulation Exchange of gases, Transport of gases and regulation of respiration Respiratory volumes.	7	2, 3	-
3	Excretory products and their elimination Neural control and coordinating Chemical coordination and regulation Human reproduction	Modes of excretion Human excretory system- structure and function Urine formation Rennin angiotensin system. Definition and classification of nervous system Structure of a neuron Generation and conduction of nerve impulse Structure of brain and spinal cord Functions of cerebrum, cerebellum, hypothalamus and medulla oblongata Endocrine glands and their secretions Functions of hormones secreted by endocrine glands Parts of female reproductive system Parts of male reproductive system Spermatogenesis and Oogenesis Menstrual cycle	7	2, 3	-
4	Plants and mineral nutrition Photosynthesis	Essential mineral, macro and micronutrients Nitrogen metabolism , Nitrogen cycle, biological nitrogen fixation Autotrophic nutrition, photosynthesis, Photosynthetic pigments, Factors affecting photosynthesis.	5	3, 4	-
5	Plant respiration Plant growth and development Tissues	Respiration, glycolysis, fermentation (anaerobic). Phases and rate of plant growth, Condition of growth, Introduction to plant growth regulators Cell – The unit of life Structure and functions of cell and cell organelles.Cell division, Definition, types of tissues, location and functions.	4	2, 5	-

Reference Books:

Text books a. Text book of Biology by S.B.Gokhale b. A Text book of Biology by Dr.Thulajappa and Dr. Seetaram


A Text book of Biology by B.V.Sreenivasa Naidu, A Text book of Biology by Naidu and Murthy.



INTEGRAL UNIVERSITY



FACULTY OF PHARMACY
DEPARTMENT OF PHARMACY



Botany for Degree students By A.C.Dutta. Outlines of Zoology by M.Ekambaranatha ayyer and T.N.Ananthakrishnan.


A manual for pharmaceutical biology practical by S.B.Gokhale and C.K.Kokate.


e-Learning Source:

https://biology.org.ua/files/lib/Raven_Johnson_McGraw-Hill_Biology.pdf

PO-PSO CO	Course Articulation Matrix (Mapping of Cos with Pos and PSOs)													
	PO1	PO2	PO3	PO4	PO5	PO6	PO7	PO8	PO9	PO10	PO11	PSO1	PSO2	PSO3
CO1	2	-	-	-	-	1	2	1	1	-	2	1	1	1
CO2	2	-	-	-	-	1	1	1	1	-	2	1	2	1
CO3	2	-	-	-	-	2	1	1	1	-	2	2	1	2
CO4	2	-	-	-	-	1	2	1	1	-	2	1	1	1
CO5	2	-	-	-	-	1	-	1	1	-	2	1	1	1

1-Low Correlation; 2- Moderate Correlation; 3- Substantial Correlation


Prof. (Dr.) Kuldeep Singh Name & Sign of Program Coordinator	 Sign & Seal of HOD Department of Pharmacy Integral University Lucknow
---	---



Course Code	BP106RMT	Title of the Course	REMEDIAL MATHEMATICS	L		T		P		C		SDG Goals
Year	I	Semester	I	2	-	-	-	2				
Course Objectives	1. Know the theory and their application in Pharmacy. 2. Solve the different types of problems by applying theory. 3. Appreciate the important application of mathematics in Pharmacy.											

Course Outcomes	
CO1	Students will be able to learn about basic skills and extend their knowledge as they prepare for more advanced work.
CO2	Students will be able to learn about mathematical concepts and principles to perform computations for Pharmaceutical Sciences.
CO3	Students will be able to learn about classifications & salient feature of basic mathematics such as Identifying numbers, arrange numbers into arrays, to find solution of pharmacokinetics equations, etc.
CO4	Student shall be able to Know Trigonometry, Analytical geometry, Matrices, Determinant, Integration, Differential equation, Laplace transform and their applications.
CO5	Students will be able to learn to solve the problems of different types by applying theory and appreciate the important applications of mathematics in pharmacy.

Unit No.	Title of the Unit	Content of Unit	Contact Hrs.	Mapped CO	SDG Targets
1	Partial fraction	Partial fraction: Introduction, Polynomial, Rational fractions, Proper and Improper fractions, Partial fraction, Resolving into Partial fraction, Application of Partial Fraction in Chemical Kinetics and Pharmacokinetics Logarithms. Logarithms: Introduction, Definition, Theorems / Properties of logarithms, Common logarithms, Characteristic and Mantissa, worked examples, application of logarithm to solve pharmaceutical problems. Limits and continuity: Introduction, Limit of a function, Definition of limit of a function ($\epsilon - \delta$ definition) $\lim_{x \rightarrow a} \frac{x^n - a^n}{x - a} = na^{n-1}, \lim_{\theta \rightarrow 0} \frac{\sin \theta}{\theta} = 1$	6	1	-
2	Matrices and Determinant	Matrices and Determinant: Introduction matrices, Types of matrices, Operation on matrices, Transpose of a matrix, Matrix Multiplication, Determinants, Properties of determinants, Product of determinants, Minors and co-Factors, Adjoint or adjugate of a square matrix, Singular and non-singular matrices, Inverse of a matrix, Solution of system of linear equations using matrix method, Cramer's rule, Characteristic equation and roots of a square matrix, Cayley-Hamilton theorem, Application of Matrices in solving Pharma cokinetic equations.	6	2	-
3	Calculus Differentiation	Calculus Differentiation : Introductions, Derivative of a function, Derivative of a constant, Derivative of a product of a constant and a function, Derivative of the sum or difference of two functions, Derivative of the product of two functions (product formula), Derivative of the quotient of two functions (Quotient formula) – Without Proof, Derivative of x^n w.r.t x, where n is any rational number, Derivative of e^x , Derivative of $\log_e x$, Derivative of a^x , Derivative of trigonometric functions from first principles (without Proof), Successive Differentiation, Conditions for a function to be a maximum or a minimum at a point. Application.	6	3	-
4	Analytical Geometry And Integration	Analytical Geometry: Signs of the Coordinates, Distance formula. Straight Line: Slope or gradient of a straight line, Conditions for parallelism and perpendicularity of two lines, Slope of a line joining two points, Slope – intercept form of a straight line. Integration: Introduction, Definition, Standard formulae, Rules of integration, Method of substitution, Method of Partial fractions, Integration	6	4	-



		by parts, definite integrals, application.			
5	Differential Equations and Laplace Transform	Differential Equations: Some basic definitions, Order and degree, Equations in separable form, Homogeneous equations, Linear Differential equations, Exact equations, Application in solving Pharmacokinetic equations. Laplace Transform: Introduction, Definition, Properties of Laplace transform, Laplace Transforms of elementary functions, Inverse Laplace transforms, Laplace transform of derivatives, Application to solve Linear differential equations, Application in solving Chemical kinetics and Pharmacokinetics equations.	6	5	-

Reference Books:

1. Differential Calculus by Shanthinarayan
2. Pharmaceutical Mathematics with application to Pharmacy by Panchaksharappa Gowda D.H.
3. Integral Calculus by Shanthinarayan.
4. Higher Engineering Mathematics by Dr. B. S. Grewal.

e-Learning Source:

<https://recnotes.com/wp-content/uploads/2023/01/remedial-mathematics.pdf>

https://sist.sathyabama.ac.in/sist_coursematerial/uploads/BP106RMT.pdf

PO-PSO CO	Course Articulation Matrix:(Mapping of Cos with Pos and PSOs)													
	PO1	PO2	PO3	PO4	PO5	PO6	PO7	PO8	PO9	PO10	PO11	PSO1	PSO2	PSO3
CO1	-	-	3	-	1	-	-	-	-	-	1	1	1	1
CO2	-	-	3	-	1	-	-	-	-	-	1	1	1	1
CO3	-	-	3	-	1	-	-	-	-	-	1	1	2	1
CO4	-	-	3	-	1	-	-	-	-	-	1	1	1	2
CO5	-	-	3	-	1	-	-	-	-	-	1	1	1	1

1-Low Correlation; 2- Moderate Correlation; 3- Substantial Correlation

Signature

Prof. (Dr.) Kuldeep Singh <i>Signature</i> Name & Sign of Program Coordinator	Head Department of Pharmacy Integral University Lucknow Sign & Seal of HOD
---	--



Course Code	PMT113	Title of the Course	MEDICAL TERMINOLOGY	L	T	P	C	SDG Goals
Year	I	Semester	I	2	-	-	2	
Course Objectives	Correctly identify the roles of the four types of word parts in forming medical terms. Identify unfamiliar medical terms using their knowledge of word parts. Define anatomy and physiology and use anatomic reference systems to identify the anatomic position for all major organ systems. Understand disease terms as they relate to the diagnostic coding manual. Use basic prefixes, suffixes, and combining forms to build medical terms. Explain the rules for proper pronunciation and spelling.							

Course Outcomes

CO1	Correctly identify the roles of the four types of word parts in forming medical terms.
CO2	Identify unfamiliar medical terms using their knowledge of word parts
CO3	Use basic prefixes, suffixes, and combining forms to build medical terms
CO4	Explain the rules for proper pronunciation and spelling
CO5	Relate the terminology to the names, locations, and functions of the major organs of the body systems

Unit No.	Title of the Unit	Content of Unit	Contact Hrs.	Mapped CO	SDG Targets
1	Introduction to Terminology/Basic Word Structure Introduction to the medical terminology	Introduction to the medical terminology: Rationale for studying medical terminology Spelling and pronunciation of medical terms Basic word parts that form most medical terms: word root, combining form, prefix, and suffix Meaning and pronunciation of medical words	6	1,2	-
2	Terms Pertaining to the Body as a Whole	Terms applied to the structural organization of the body including building blocks of the body: cells, tissue, organs, systems Terms and abbreviations used to describe direction, planes, and cavities of the body Terms and abbreviations that locate anatomical division of the back and abdomen	6	2,3	-
3	Prefixes and Suffixes	Basic prefixes and suffixes used in medical terminology Prefixes of position, number, measurement, negation and direction	6	2,3	-
4	Study of terminology used in specific body systems	common medical terms, abbreviations and synonyms used for symptoms, diseases, disorders, procedures, treatments, and adverse effects of drugs associated with For the following Cardiovascular system Respiration Digestion Urinary Male Reproductive System Female Reproductive System Endocrine Nervous Systems The Senses The Skeleton and Muscular Systems The Skin	6	3,4	-
5	Terminology related to drugs and their effects	Terms related to causes, diagnosis and treatment of above systems and Cancer Immunity Behavioral disorders Anesthesia	6	2,5	-


Reference Books:

Betsy J. Shiland, MEDICAL TERMINOLOGY AND ANATOMY FOR ICD-10 CODING ISBN: 978-1-4557-0774-4

Barbara A. Gyls, Mary Ellen Wedding, MEDICAL TERMINOLOGY SYSTEMS A Body Systems Approach, 6th Edition

e-Learning Source:


http://www.frankshospitalworkshop.com/organisation/biomed_documents/Introduction%20to%20Medical%20Terminology.pdf



**INTEGRAL
UNIVERSITY**




**FACULTY OF PHARMACY
DEPARTMENT OF PHARMACY**




<https://www.pittsburg.k12.ca.us/cms/lib/CA01902661/Centricity/Domain/1210/Medical%20Terminology%20for%20Health%20Professions%207th%20Edition%202012.pdf>

PO-PSO CO	Course Articulation Matrix® Mapping of Cos with Pos and PSOs													
	PO1	PO2	PO3	PO4	PO5	PO6	PO7	PO8	PO9	PO10	PO11	PSO1	PSO2	PSO3
CO1	2	-	-	-	1	1	-	1	1	-	1	3	2	1
CO2	2	-	-	-	1	1	-	1	1	-	1	3	1	1
CO3	2	-	-	-	1	1	-	1	1	-	1	3	1	1
CO4	2	-	-	-	1	1	-	1	1	-	1	2	1	1
CO5	2	-	-	-	1	1	-	1	1	-	1	3	2	1

1-Low Correlation; 2- Moderate Correlation; 3- Substantial Correlation

Prof. (Dr.) Kuldeep Singh Name & Sign of Program Coordinator	 Sign & Seal of HOD Acknow
---	--



Course Code	BP107P	Title of the Course	HUMAN ANATOMY & PHYSIOLOGY I	L	T	P	C	SDG Goals
Year	I	Semester	I	-	-	4	2	
Course Objectives	1. Structure and function of Human body at cellular level. 2. Describe the various homeostatic mechanisms and their imbalance. 3. Appreciate the coordinated working pattern of different organs of each system 4. Explain the gross morphology, structure and functions of various organs of the human body. 5. Identify the various tissues and organs of different systems of human body. 6. Perform the various experiments related to special senses and nervous system..							

Course Outcomes	
CO1	Demonstrate the use of compound microscopes and identify various tissues (epithelial, connective, muscular, and nervous) under the microscope, describing their structure and function.
CO2	Identify and classify axial and appendicular bones, describing their location and function within the skeletal system.
CO3	Perform bleeding time and clotting time tests, analyzing results to assess coagulation function and diagnose bleeding disorders.
CO4	Measure and analyze hematological parameters (hemoglobin, WBC, RBC counts), evaluating blood health and identifying disorders.
CO5	Record and interpret pulse rate, heart rate, and blood pressure, and determine blood group, analyzing clinical relevance.

Experiment No.	Title of the Experiment	Content of Unit	Contact Hrs.	Mapped CO	SDG Targets
1	Microscopy and Tissue Analysis	Study of a compound microscope	4	1	-
		Microscopic study of epithelial and connective tissue	4	1	-
		Microscopic study of muscular and nervous tissue	4	1	-
2	Skeletal System Identification	Identification of axial bones.	4	2	-
		Identification of appendicular bones.	4	2	-
3	Blood Coagulation Tests	Determination of bleeding time	4	3	-
		Determination of clotting time	4	3	-
4	Hematological Measurements	Estimation of hemoglobin content	4	4	-
		To determine the erythrocyte sedimentation rate (ESR) of your own blood.	4	4	-
		Enumeration of white blood cell (WBC) count	4	4	-
		Enumeration of total red blood corpuscles (RBC) count	4	4	-
5	Cardiovascular and Blood Group Analysis	Determination of blood group	4	5	
		Determination of pulse rate and heart rate.	4	5	
		Record the blood pressure.	4	5	

Reference Books:

Practical workbook of Human Physiology by K. Srinageswari and Rajeev Sharma, Jaypee brother's medical publishers, New Delhi.

Textbook of Practical Physiology by C.L. Ghai, Jaypee brother's medical publishers, New Delhi


e-Learning Source:

https://books.google.co.in/books?id=gH_rS8tuz8wC&lpg=PP2&ots=sO5e-cgFWY&dq=10.5005%2Fip%2Fbooks%2F10024&lr&pg=PA13-1A3#v=onepage&q&f=false

<https://colbournecollege.weebly.com/uploads/2/3/7/9/23793496/ross-and-wilson-anatomy-and-physiology-in-health-a.pdf>

Course Articulation Matrix® Mapping of Cos with Pos and PSOs														
PO-PSO CO	PO1	PO2	PO3	PO4	PO5	PO6	PO7	PO8	PO9	PO10	PO11	PSO1	PSO2	PSO3
CO1	3	-	2	3	-	3	-	2	-	-	2	3	1	1
CO2	3	1	2	-	-	3	-	2	2	-	2	3	1	1
CO3	3	-	3	3	-	3	2	1	2	-	2	3	1	1
CO4	3	-	3	3	-	3	2	1	-	-	2	3	1	1
CO5	3	2	2	3	-	3	2	2	2	1	3	3	1	1

1-Low Correlation; 2- Moderate Correlation; 3- Substantial Correlation



**INTEGRAL
UNIVERSITY**



FACULTY OF PHARMACY
DEPARTMENT OF PHARMACY



<p>Prof. (Dr.) Kuldeep Singh Name & Sign of Program Coordinator</p>	<p><i>Dubn</i> Head Department of Pharmacy Integral University Sign & Seal of HOD</p>
---	---




Course Code	BP108P	Title of the Course	PHARMACEUTICAL ANALYSIS I	L	T	P	C	SDG Goals
Year	I	Semester	I	-	-	4	2	
Course Objectives	1. Understand the principles of volumetric and electro chemical analysis 2. Carryout various volumetric and electrochemical titrations 3. Develop analytical skills							

Course Outcomes	
CO1	Understand the knowledge on preparatory pharmacy and professional way of evaluating various conventional drugs, raw materials and formulations and demonstrate the ability to perform such evaluation
CO2	Describe and perform various titrimetric and electrochemical methods of analysis and use them in quality control of pharmaceuticals
CO3	Describe principles and applications of gravimetry and limit tests and perform experiments with successful determination of purity and impurities in the given sample.

Experiment No.	Title of the Experiment	Content of Unit	Contact Hrs.	Mapped CO	SDG Targets
1	Limit Test	Chloride Sulphate Iron	4	3	-
2	Limit Test	Arsenic	4	3	-
3	Limit Test	Chloride Sulphate Iron	4	3	-
4	Limit Test	Arsenic	4	3	-
5	Preparation and standardization	Sodium hydroxide	4	1	-
6	Preparation and standardization	Sulphuric acid	4	1	-
7	Preparation and standardization	Sodium thiosulfate	4	1	-
8	Preparation and standardization	Potassium permanganate	4	1	-
9	Preparation and standardization	Ceric ammonium sulphate	4	1	-
10	Assay of Standardization	Ammonium chloride by acid base titration	4	2	-
11	Assay of Standardization	Ferrous sulphate by Cerimetry	4	2	-
12	Assay of Standardization	Copper sulphate by Iodometry	4	2	-
13	Assay of Standardization	Calcium gluconate by complexometry	4	2	-
14	Assay of Standardization	Sodium benzoate by non-aqueous titration	4	2	-
15	Assay of Standardization	Hydrogen peroxide by Permanganometry	4	2	-
16	Assay of Standardization	Sodium Chloride by precipitation titration	4	2	-
17	Determination of Normality by electro-analytical methods	Conductometric titration of strong acid against strong base	4	2	-
18	Determination of Normality by electro-analytical methods	Conductometric titration of strong acid and weak acid against strong base	4	2	-
19	Determination of Normality by electro – analytical methods	Potentiometric titration of strong acid against strong base	4	2	-

e-Learning Source:

https://gtu.ge/Agro-Lib/Vogels_TEXTBOOK_OF_QUANTITATIVE_CHEMICAL_ANALYSIS_5th_ed_-_G_H_Jeffery.MsuCity.pdf



INTEGRAL UNIVERSITY





FACULTY OF PHARMACY
DEPARTMENT OF PHARMACY



Course Articulation Matrix® Mapping of Cos with Pos and PSOs														
PO-PSO CO	PO1	PO2	PO3	PO4	PO5	PO6	PO7	PO8	PO9	PO10	PO11	PSO1	PSO2	PSO3
CO1	3	2	3	2	-	2	1	-	1	-	3	3	2	2
CO2	3	2	3	2	-	2	1	-	1	-	3	3	2	2
CO3	3	2	3	2	-	-	1	-	1	-	3	3	2	2

1-Low Correlation; 2- Moderate Correlation; 3- Substantial Correlation

<p>Prof. (Dr.) Kuldeep Singh</p> <p>Name & Sign of Program Coordinator</p>	<p>Head Department of Pharmacy Integral University</p> <p>Sign & Seal of HOD</p>
--	--



Course Code	BP109P	Title of the Course	PHARMACEUTICS I	L	T	P	C	SDG Goals
Year	I	Semester	I	-	-	4	2	
Course Objectives	1. Know the history of profession of pharmacy 2. Understand the basics of different dosage forms, pharmaceutical incompatibilities and pharmaceutical calculations 3. Understand the professional way of handling the prescription 4. Preparation of various conventional dosage forms							

Course Outcomes

CO1	Produce monophasic liquid formulation based upon their preparation methods.
CO2	Produce biphasic liquid formulation based upon knowledge of their preparation and stability issues.
CO3	Prepare powder and granules formulation using the knowledge of formulation composition.
CO4	Fabricate suppositories formulation on the basis of their calculation.
CO5	Develop semi-solid dosage forms like ointments and creams, and evaluate them for consistency and homogeneity.

Experiment No.	Title of the Experiment	Content of Unit	Contact Hrs.	Mapped CO	SDG Targets
1	Syrup	To prepare & submit 10 ml simple syrup IP' 66.	4	1	-
2	Syrup	To prepare and submit 20 ml Ferrous phosphate syrup BPC'68.	4	1	-
3	Elixir	To prepare and submit 20 ml Paracetamol pediatric elixir.	4	1	-
4	Elixir	To prepare and submit 20 ml Piperazine citrate elixir.	4	1	-
5	Linctus	To prepare and submit 10 ml Iodine throat paint.	4	1	-
6	Solutions	To prepare and submit 20 ml strong ammonium acetate solution.	4	1	-
7	Solutions	To prepare and submit 20 ml cresol with soap solution.	4	1	-
8	Solutions	To prepare and submit 10 ml Lugol's solution.	4	1	-
9	Suspension	To prepare and submit 20 ml calamine lotion.	4	2	-
10	Suspension	To prepare and submit 20 ml aluminium hydroxide gel.	4	2	-
11	Suspension	To prepare and submit 20 ml magnesium hydroxide mixture.	4	2	-
12	Emulsion	To prepare and submit 20 ml Turpentine Liniment.	4	2	-
13	Emulsion	To prepare and submit 20 ml Liquid paraffin emulsion.	4	2	-
14	Powders & granules	To prepare and submit 10 gm of effervescent powder.	4	3	-
15	Powders & granules	To prepare and submit 10 gm of divided powder.	4	3	-
16	Powders & granules	To prepare and submit 10 gm of dusting powder.	4	3	-
17	Suppositories	To prepare and submit 6 Boric acid suppositories (calculate for 8)	4	4	-
18	Suppositories	To prepare and submit 6 zinc oxide suppositories (calculate for 8)	4	4	-
19	Semisolids	To prepare and submit 20 gm Sulphur ointment.	4	5	-
20	Gargles & Mouthwash	To prepare and submit 10 ml iodine gargle.	4	1	-

Reference Books:


e-Learning Source:

[https://gtu.ge/Agro-Lib/Vogels_TEXTBOOK_OF_QUANTITATIVE_CHEMICAL_ANALYSIS_5th_ed - G H Jeffery.MsuCity.pdf](https://gtu.ge/Agro-Lib/Vogels_TEXTBOOK_OF_QUANTITATIVE_CHEMICAL_ANALYSIS_5th_ed_-_G_H_Jeffery.MsuCity.pdf)

Course Articulation Matrix® Mapping of Cos with Pos and PSOs)

PO-PSO CO	PO1	PO2	PO3	PO4	PO5	PO6	PO7	PO8	PO9	PO10	PO11	PSO1	PSO2	PSO3
CO1	3	2	3	2	1	2	1	-	1	2	3	3	1	2
CO2	3	2	3	2	1	2	1	-	1	2	3	3	2	2
CO3	3	2	2	2	2	2	1	-	1	2	3	3	2	2
CO4	3	2	2	2	1	2	1	-	1	2	3	3	1	2
CO5	3	2	1	2	1	2	1	-	1	3	3	3	1	2

1-Low Correlation; 2- Moderate Correlation; 3- Substantial Correlation




**INTEGRAL
UNIVERSITY**



FACULTY OF PHARMACY
DEPARTMENT OF PHARMACY



<p>Prof. (Dr.) Kuldeep Singh <i>Kuldeep Singh</i></p> <p>Name & Sign of Program Coordinator</p>	<p><i>Subn</i> Head Department of Pharmacy Integral University</p> <p>Sign & Seal of HOD <i>Subn</i></p>
---	--



Course Code	BP110P	Title of the Course	PHARMACEUTICAL INORGANIC CHEMISTRY	L	-	T	-	P	4	C	2	SDG Goals	
Year	I	Semester	I										
Course Objectives	1. Structure a Upon completion of the course the student shall be able to: - Know the theory and their application in the pharmaceutical industry 2. Solve the different types of problems by applying practical knowledge. 3. Understand the different strategies for the preparation of Inorganic Pharmaceuticals.												

Course Outcomes

CO1	Judge the impurities present in the given samples based on the knowledge about the principles, techniques of performing limit test.
CO2	Examine the given inorganic compounds based on the physical properties, chemical reactions and organoleptic properties of the given inorganic compounds
CO3	Examine the swelling power, neutralizing capacity and potassium iodate and iodine presence in bentonite, aluminum hydroxide gel and potassium iodide respectively by following the procedure and principles for the same.
CO4	Synthesis of boric acid and potash alum based on the knowledge of their physical properties and medicinal uses.
CO5	Synthesis of ferrous sulphate based on the knowledge of their physical properties and medicinal uses.

Experiment No.	Title of the Experiment	Content of Unit	Contact Hrs.	Mapped CO	SDG Targets
1	Limit tests for following ions	Limit test for Chlorides and Sulphates Modified limit test for Chlorides and Sulphates Limit test for Iron Limit test for Heavy metals Limit test for Lead Limit test for Arsenic	20	1	-
2	Identification test	Magnesium hydroxide Ferrous sulphate Sodium bicarbonate Calcium gluconate Copper sulphate	20	2	-
3	Test for purity	Swelling power of Bentonite Neutralizing capacity of aluminum hydroxide gel Determination of potassium iodate and iodine in potassium iodide	20	3	-
4	Preparation of inorganic pharmaceuticals	Boric acid Potash alum	12	4	-
5	Preparation of Sulfate based inorganic pharmaceuticals	Ferrous sulphate	08	5	

Reference Books:



e-Learning Source:

https://www.researchgate.net/publication/338447994_Practical_Manual_of_Pharmaceutical_Inorganic_Chemistry

Course Articulation Matrix:(Mapping of Cos with POs and PSOs)														
PO-PSO CO	PO1	PO2	PO3	PO4	PO5	PO6	PO7	PO8	PO9	PO10	PO11	PSO1	PSO2	PSO3
CO1	3	1	3	1	1	1	2	-	1	2	3	2	1	1
CO2	3	1	3	1	1	1	2	-	2	2	3	2	1	1
CO3	3	1	3	1	1	1	2	-	2	2	3	2	1	1
CO4	3	1	3	1	1	1	2	-	1	2	3	2	1	1
CO5	3	1	3	1	1	1	2	-	1	2	3	2	1	1

1-Low Correlation; 2- Moderate Correlation; 3- Substantial Correlation

Prof. (Dr.) Kuldeep Singh Name & Sign of Program Coordinator	Sign & Seal of Head Department of Pharmacy Integral University Lucknow
---	---



Course Code	BP111P	Title of the Course	COMMUNICATION SKILLS	L	T	P	C	SDG Goals
Year	I	Semester	I	-	-	2	1	
Course Objectives	1. Develop a set of soft skills that will add value to the pharmaceutical operations. 2. Solve the different types of problems by applying practical knowledge. 3. Effectively interact with physicians, physiotherapists, and other health workers.							


Course Outcomes	
CO1	Identify the importance of interactive skills like meeting people, making friends, etc.
CO2	Understand the usage of basic grammar like pronunciations, noun
CO3	Define Direct and Indirect Speech and, Figures of Speech, Effective Communication, Writing Skills and presentation skills.


Experiment No.	Title of the Experiment	Content of Unit	Contact Hrs.	Mapped CO	SDG Targets
1	Basic communication	Meeting People, Asking Questions, Making Friends, What did you do? Do's and Dont's	2	1	-
2	Pronunciations	Pronunciation (Consonant Sounds), Pronunciation and Nouns, Pronunciation (Vowel Sounds)	2	2	-
3	Advanced Learning	Listening Comprehension / Direct and Indirect Speech, Figures of Speech, Effective Communication, Writing Skills, Effective Writing, Interview Handling Skills, E-Mail etiquette, Presentation Skills	2	3	-

Reference Books:	
Soft skills and professional communication, Francis Peters SJ, 1st Edition, Mc GrawHill Education, 2011	
e-Learning Source:	
https://www.academia.edu/26711514/Basic_English_Grammar_Book_1	

PO-PSO CO	Course Articulation Matrix:(Mapping of Cos with POs and PSOs)													
	PO1	PO2	PO3	PO4	PO5	PO6	PO7	PO8	PO9	PO10	PO11	PSO1	PSO2	PSO3
CO1	1	1	1	1	2	1	1	3	1	-	1	3	3	1
CO2	1	1	1	1	1	1	2	3	1	-	2	3	1	1
CO3	1	1	1	1	2	1	1	3	2	-	2	3	1	1

1-Low Correlation; 2- Moderate Correlation; 3- Substantial Correlation

Prof. (Dr.) Kuldeep Singh Name & Sign of Program Coordinator	 Head Department of Pharmacy Integral University Sign & Seal of HOD
---	--



Course Code	BP112RBP	Title of the Course	REMEDIAL BIOLOGY	L	T	P	C	SDG Goals
Year	I	Semester	I	-	-	2	1	
Course Objectives	1. Study of natural sources such as plant and animal origin. 2. This subject has been introduced to the pharmacy course in order to make the student aware of various naturally occurring drugs and its history, sources, classification, distribution and the characters of the plants and animals. 3. This subject gives basic foundation to Pharmacognosy.							

Course Outcomes

CO1	Apply techniques for section cutting, mounting, and staining plant tissues
CO2	Demonstrate the proper use and functions of a microscope for examining biological specimens
CO3	Evaluate different tissues, blood groups, blood pressure, and tidal volume using appropriate techniques.
CO4	Evaluate the quality and effectiveness of prepared permanent slides for microscopic analysis
CO5	Identify cells and their inclusions, stem, root, and leaf structures, the anatomy of a frog, and bones.

Experiment No.	Title of the Experiment	Content of Unit	Contact Hrs.	Mapped CO	SDG Targets
1	Microscope	Study of microscope	3	2	-
2	Section cutting	To study the techniques involve in section cutting, mounting and staining	3	1	-
3	Permanent slide	Preparation of permanent slide	3	5	-
4	Cell	Study of cell and its inclusions	3	5	-
5	Stem	Study of stem, root, leaf	3	5	-
6	Frog	Detailed study of frog	3	5	-
7	Tissues	Identification of different tissues	3	3	-
8	Bones	Identification of bones	3	5	-
9	Blood group	Determination of blood group	3	3	-
10	Blood pressure	Determination of blood pressure	3	3	-
11	Tidal volume	Determination of tidal volume	3	3	-

Reference Books:


e-Learning Source:

<https://pharmacynfoline.com/remedial-mathematics-biology-pharm-d/>
<https://byjus.com/ncert-books-class-11-biology/>
https://biology.org.ua/files/lib/Raven_Johnson_McGraw-Hill_Biology.pdf

PO-PSO CO	Course Articulation Matrix:(Mapping of Cos with POs and PSOs)													
	PO1	PO2	PO3	PO4	PO5	PO6	PO7	PO8	PO9	PO10	PO11	PSO1	PSO2	PSO3
CO1	2	1	2	1	1	1	-	-	2	-	3	1	1	1
CO2	2	1	2	1	1	1	-	-	1	-	3	1	2	1
CO3	2	1	2	1	2	1	-	-	1	-	3	2	1	2
CO4	2	1	2	1	1	1	-	-	2	-	3	1	1	1
CO5	2	1	2	1	1	1	-	-	1	-	3	1	1	1

1-Low Correlation; 2- Moderate Correlation; 3- Substantial Correlation

Prof. (Dr.) Kuldeep Singh Name & Sign of Program Coordinator	Head Department of Pharmacy Integral University Sign & Seal of HOD
---	---



Course Code	BP201T	Title of the Course	HUMAN ANATOMY & PHYSIOLOGY II	L	3	T	1	P	-	C	4	SDG Goals	
Year	I	Semester	II										
Course Objectives	1. Structure and function of Human body at cellular level. 2. Describe the various homeostatic mechanisms and their imbalance. 3. Appreciate the coordinated working pattern of different organs of each system												

Course Outcomes

CO1	Given the anatomy and physiology of a neuron, demonstrate the anatomical and functional principles to categorize different components of the CNS and PNS and their roles in the body.
CO2	Execute knowledge of the digestive system to predict the digestion, absorption of nutrient and abnormalities on digestive processes.
CO3	Demonstrate the knowledge of the respiratory and urinary system to predict the potential effects of functional irregularities.
CO4	Interpret the structure and functions of endocrine glands to analyse the hormonal regulation of physiological processes and homeostasis.
CO5	Explain the physiological roles of the male and female reproductive systems in gamete production, hormone secretion, and sexual reproduction.

Unit No.	Title of the Unit	Content of Unit	Contact Hrs.	Mapped CO	SDG Targets
1	Nervous system	Organization of nervous system, neuron, neuroglia, classification and properties of nerve fibre, electrophysiology, action potential, nerve impulse, receptors, synapse, neurotransmitters. Central nervous system: Meninges, ventricles of brain and cerebrospinal fluid. structure and functions of brain (cerebrum, brain stem, cerebellum), spinal cord (gross structure, functions of afferent and efferent nerve tracts, reflex activity)	10	1	3.4, 3.5, 3.b, 3.d
2	Digestive system and Energetics	Anatomy of GI Tract with special reference to anatomy and functions of stomach, (Acid production in the stomach, regulation of acid production through parasympathetic nervous system, pepsin role in protein digestion) small intestine and large intestine, anatomy and functions of salivary glands, pancreas and liver, movements of GIT, digestion and absorption of nutrients and disorders of GIT. Formation and role of ATP, Creatinine Phosphate and BMR.	6	2	3.3, 3.4, 3.b, 3.d
3	Respiratory system and Urinary system	Anatomy of respiratory system with special reference to anatomy of lungs, mechanism of respiration, regulation of respiration Lung Volumes and capacities transport of respiratory gases, artificial respiration, and resuscitation methods. Anatomy of urinary tract with special reference to anatomy of kidney and nephrons, functions of kidney and urinary tract, physiology of urine formation, micturition reflex and role of kidneys in acid base balance, role of RAS in kidney and disorders of kidney.	10	3	3.3, 3.b, 3.d
4	Endocrine system	Classification of hormones, mechanism of hormone action, structure and functions of pituitary gland, thyroid gland, parathyroid gland, adrenal gland, pancreas, pineal gland, thymus and their disorders.	10	4	3.4, 3.b, 3.d
5	Reproductive system and Introduction to genetics	Anatomy of male and female reproductive system, Functions of male and female reproductive system, sex hormones, physiology of menstruation, fertilization, spermatogenesis, oogenesis, pregnancy and parturition Chromosomes, genes and DNA, protein synthesis, genetic pattern of inheritance	9	5	3.3, 3.7, 3.b, 3.d

Reference Books:

Essentials of Medical Physiology by K. Sembulingam and P. Sembulingam. Jaypee brothers medical publishers, New Delhi.

Anatomy and Physiology in Health and Illness by Kathleen J.W. Wilson, Churchill Livingstone, New York

Principles of Anatomy and Physiology by Tortora Grabowski. Palmetto, GA, U.S.A.


Textbook of Human Histology by Inderbir Singh, Jaypee brothers medical publishers, New Delhi.

Text book of Medical Physiology- Arthur C.Guyton and John.E. Hall. Miamisburg, OH, U.S.A.

e-Learning Source:

<https://training.seer.cancer.gov/anatomy/>

<https://www.sciencedirect.com/science/article/abs/pii/B9780122386626500057>



INTEGRAL UNIVERSITY



FACULTY OF PHARMACY
DEPARTMENT OF PHARMACY



<https://medicetests.com/units/introduction-to-a-p>


<https://www.registerednursing.org/teas/endocrine-system/>

<https://www.kenhub.com/en/library/anatomy/human-body-systems>

PO-PSO CO	Course Articulation Matrix:(Mapping of Cos with POs and PSOs)													
	PO1	PO2	PO3	PO4	PO5	PO6	PO7	PO8	PO9	PO10	PO11	PSO1	PSO2	PSO3
CO1	3	-	-	-	-	2	1	1	1	-	1	3	1	2
CO2	3	-	-	-	-	2	-	1	1	-	1	3	1	2
CO3	3	-	-	-	-	2	2	1	1	-	1	3	1	2
CO4	3	-	-	-	-	-	1	2	1	-	1	3	1	2
CO5	3	-	-	-	-	2	2	1	1	-	1	3	1	2

1-Low Correlation; 2- Moderate Correlation; 3- Substantial Correlation

<p>Prof. (Dr.) Kuldeep Singh</p> <p>Name & Sign of Program Coordinator</p>	<p>Head</p> <p>Department of Pharmacy</p> <p>Integral University</p> <p>Sign & Seal of HOD Lucknow</p>
--	--




Course Code	BP202T	Title of the Course	PHARMACEUTICAL ORGANIC CHEMISTRY I	L		T		P		C		SDG Goals
Year	I	Semester	II	3		1		-		4		
Course Objectives	1. Write the structure, name and the type of isomerism of the organic compound 2. Write the reaction, name the reaction and orientation of reactions 3. Account for reactivity/stability of compounds 4. Identify/confirm the identification of organic compound											

Course Outcomes	
CO1	Demonstrate the ability to assign classification, nomenclature and structural isomerism to organic compounds based on the knowledge of classification, nomenclature and isomerism.
CO2	Demonstrate the preparation and reactions of alkanes, alkenes and conjugated dienes based on their hybridization, stabilities, kinetics and order of reactivity
CO3	Interpret the reactions, structures, qualitative test and uses of alkyl halides and alcohols based on their kinetics and order of reactivity.
CO4	Demonstrate the synthetic reactions, qualitative test, structure and uses of carbonyl compounds based on their nucleophilic, electrophilic mechanism and named reactions.
CO5	Demonstrate the effect of substituents, qualitative test and uses of carboxylic acids and aliphatic amines based on their acidity and basicity respectively.

Unit No.	Title of the Unit	Content of Unit	Contact Hrs.	Mapped CO	SDG Targets
1	Classification, nomenclature and isomerism:	Classification of Organic Compounds Common and IUPAC systems of nomenclature of organic compounds (up to 10 Carbons open chain and carbocyclic compounds) Structural isomerisms in organic compounds	7	1	13.b
2	Alkanes, Alkenes and Conjugated dienes	sp ³ hybridization in alkanes, Halogenation of alkanes, uses of paraffins. Stabilities of alkenes, sp ² hybridization in alkenes. E1 and E2 reactions – kinetics, order of reactivity of alkyl halides, rearrangement of carbocations, Saytzeff's orientation and evidences. E1 versus E2 reactions, Factors affecting E1 and E2 reactions. Ozonolysis, electrophilic addition reactions of alkenes, Markownikoff's orientation, free radical addition reactions of alkenes, Anti Markownikoff's orientation. Stability of conjugated dienes, Diel-Alder, electrophilic addition, free radical addition reactions of conjugated dienes, allylic rearrangement	10	2	13.b
3	Alkyl halides Alcohols	SN1 and SN2 reactions - kinetics, order of reactivity of alkyl halides, stereochemistry and rearrangement of carbocations. SN1 versus SN2 reactions, Factors affecting SN1 and SN2 reactions Structure and uses of ethylchloride, Chloroform, trichloroethylene, tetrachloroethylene, dichloromethane, tetrachloromethane and iodoform. Qualitative tests, Structure and uses of Ethyl alcohol, Methyl alcohol, chlorobutanol, Cetosteryl alcohol, Benzyl alcohol, Glycerol, Propylene glycol	10	3	13.a, 13.b
4	Carbonyl compounds (Aldehydes and ketones)	Nucleophilic addition, Electromeric effect, aldol condensation, Crossed Aldol condensation, Cannizzaro reaction, Crossed Cannizzaro reaction, Benzoin condensation, Perkin condensation, qualitative tests, Structure and uses of Formaldehyde, Paraldehyde, Acetone, Chloral hydrate, Hexamine, Benzaldehyde, Vanillin, Cinnamaldehyde.	10	4	13.a, 13.b
5	Carboxylic acids Aliphatic amines	Acidity of carboxylic acids, effect of substituents on acidity, inductive effect and qualitative tests for carboxylic acids, amide and ester Structure and Uses of Acetic acid, Lactic acid, Tartaric acid, Citric acid, Succinic acid. Oxalic acid, Salicylic acid, Benzoic acid, Benzyl benzoate, Dimethyl phthalate, Methyl salicylate and Acetyl salicylic acid, Basicity, effect of substituent on Basicity. Qualitative test, Structure and uses of Ethanolamine, Ethylenediamine, Amphetamine	8	5	13.b

Reference Books:

Organic Chemistry by Morrison and Boyd




Organic Chemistry by I.L. Finar , Volume-I
Textbook of Organic Chemistry by B.S. Bahl & Arun Bahl.
Organic Chemistry by P.L.Soni
Practical Organic Chemistry by Mann and Saunders.
Vogel's text book of Practical Organic Chemistry
Advanced Practical organic chemistry by N.K.Vishnoi.
Introduction to Organic Laboratory techniques by Pavia, Lampman and Kriz.
Reaction and reaction mechanism by Ahluwalia/Chatwal.
e-Learning Source:
https://chem.libretexts.org/Bookshelves/Organic_Chemistry
https://www.masterorganicchemistry.com/
https://www.google.co.in/books/edition/Advanced_Practical_Organic_Chemistry_Thi/lpv9D2hin6gC?hl=en&gbpv=1&dq=organic+chemistry&printsec=frontcover
https://www.google.co.in/books/edition/Intermediate_Organic_Chemistry/2YdxBgAAQBAJ?hl=en&gbpv=1&dq=organic+chemistry&printsec=frontcover

Course Articulation Matrix:(Mapping of Cos with POs and PSOs)														
PO-PSO CO	PO1	PO2	PO3	PO4	PO5	PO6	PO7	PO8	PO9	PO10	PO11	PSO1	PSO2	PSO3
CO1	3	1	2	-	-	1	-	-	1	1	1	2	1	1
CO2	3	1	2	-	-	1	-	-	1	1	1	2	1	1
CO3	3	1	2	-	-	2	-	-	1	1	1	2	1	1
CO4	3	1	2	-	-	2	-	-	1	1	1	2	1	1
CO5	3	1	2	-	-	1	-	-	1	1	1	2	1	1

1-Low Correlation; 2- Moderate Correlation; 3- Substantial Correlation

Prof. (Dr.) Kuldeep Singh Name & Sign of Program Coordinator	Head Department of Pharmacy Integral University Lucknow Sign & Seal of HOD
---	--



Course Code	BP203T	Title of the Course	BIOCHEMISTRY	L	T	P	C	SDG Goals
Year	I	Semester	II	3	1	-	4	
Course Objectives	1. Understand the catalytic role of enzymes, importance of enzyme inhibitors in design of new drugs, therapeutic and diagnostic applications of enzymes. 2. Understand the metabolism of nutrient molecules in physiological and pathological conditions. 3. Understand the genetic organization of mammalian genome and functions of DNA in the synthesis of RNAs and proteins.							

Course Outcomes

CO1	Understand the relationship and biological significance of biomolecules using bioenergetics principles.
CO2	Apply the knowledge of metabolism of carbohydrates in relation to their impact on physiology and related metabolic disorders.
CO3	Apply the knowledge of metabolism of ketone bodies, fatty acids, amino acids and neurotransmitters in relation to their impact on physiology and related metabolic disorders.
CO4	Apply the knowledge of genetics and metabolism of nucleotides, DNA and RNA in relation to their impact on physiology and related disorders.
CO5	Apply the knowledge of enzymes activity, kinetics and inhibition in relation to normal physiology, metabolism, therapeutics and diagnostic application

Unit No.	Title of the Unit	Content of Unit	Contact Hrs.	Mapped CO	SDG Targets
1	Biomolecules Bioenergetics	Introduction, classification, chemical nature and biological role of carbohydrate, lipids, nucleic acids, amino acids and proteins. Concept of free energy, endergonic and exergonic reaction, Relationship between free energy, enthalpy and entropy; Redox potential. Energy rich compounds; classification; biological significances of ATP and cyclic AMP	8	1	3.4, 3.b
2	Carbohydrate metabolism Biological oxidation	Glycolysis – Pathway, energetic and significance Citric acid cycle- Pathway, energetic and significance, HMP shunt and its significance; Glucose-6-Phosphate dehydrogenase (G6PD) deficiency, Glycogen metabolism Pathways and glycogen storage diseases (GSD), Gluconeogenesis- Pathway and its significance, Hormonal regulation of blood glucose level and Diabetes mellitus Electron transport chain (ETC) and its mechanism. Oxidative phosphorylation & its mechanism and substrate phosphorylation. Inhibitors ETC and oxidative phosphorylation/uncouplers level	10	2	3.4, 3.b
3	Lipid metabolism Amino acid metabolism	Formation and utilization of ketone bodies; ketoacidosis β-Oxidation of saturated fatty acid (Palmitic acid) De novo synthesis of fatty acids (Palmitic acid), Biological significance of cholesterol and conversion of cholesterol into bile acids, steroid hormone and vitamin D, Disorders of lipid metabolism: Hypercholesterolemia, atherosclerosis, fatty liver and obesity. General reactions of amino acid metabolism: Transamination, deamination & decarboxylation, urea cycle and its disorders Catabolism of phenylalanine and tyrosine and their metabolic disorders (Phenylketonuria, Albinism, alcaptonuria, tyrosinemia) Synthesis and significance of biological substances; 5-HT, melatonin, dopamine, noradrenaline, adrenaline Catabolism of heme; hyperbilirubinemia and jaundice	10	3	3.3, 3.4, 3.b
4	Nucleic acid metabolism and genetic information transfer	Biosynthesis of purine and pyrimidine nucleotides Catabolism of purine nucleotides and Hyperuricemia and Gout disease Organization of mammalian genome Structure of DNA and RNA and their functions DNA replication (semi conservative model) Transcription or RNA synthesis Genetic code, Translation or Protein synthesis and inhibitors	10	4	3.1, 3.3, 3.b
5	Enzymes	Introduction, properties, nomenclature and IUB classification of enzymes, Enzyme kinetics (Michaelis plot, Line Weaver Burke plot) Enzyme inhibitors with examples, Regulation of enzymes: enzyme induction and repression, allosteric enzymes regulation. Therapeutic and diagnostic applications of enzymes and isoenzymes Coenzymes – Structure and biochemical functions	7	5	3.1, 3.3, 3.4, 3.b



Reference Books:

Principles of Biochemistry by Lehninger.
 Harper's Biochemistry by Robert K. Murry, Daryl K. Granner and Victor W. Rodwell.
 Biochemistry by Stryer.
 Biochemistry by D. Satyanarayan and U.Chakrapani
 Textbook of Biochemistry by Rama Rao.
 Textbook of Biochemistry by Deb.
 Outlines of Biochemistry by Conn and Stumpf
 Practical Biochemistry by R.C. Gupta and S. Bhargavan.
 Introduction of Practical Biochemistry by David T. Plummer. (3rd Edition)
 Practical Biochemistry for Medical students by Rajagopal and Ramakrishna.
 Practical Biochemistry by Harold Varley.



e-Learning Source:


https://www.researchgate.net/publication/347983332_Biochemistry_Basics

Course Articulation Matrix:(Mapping of Cos with POs and PSOs)

PO-PSO CO	PO1	PO2	PO3	PO4	PO5	PO6	PO7	PO8	PO9	PO10	PO11	PSO1	PSO2	PSO3
CO1	3	-	3	1	1	1	-	-	1	1	1	3	2	1
CO2	3	-	3	-	1	1	-	1	1	2	2	3	2	1
CO3	3	2	3	-	1	2	-	-	1	1	1	3	2	1
CO4	3	-	3	2	1	1	1	-	2	1	1	3	2	1
CO5	3	-	3	-	-	1	-	1	1	2	1	3	2	1

1-Low Correlation; 2- Moderate Correlation; 3- Substantial Correlation

Prof. (Dr.) Kuldeep Singh  Name & Sign of Program Coordinator	 Head Department of Pharmacy Integral University Sign & Seal of HOD Lucknow
---	--



Course Code	BP204T	Title of the Course	PATHOPHYSIOLOGY	L	3	T	1	P	-	C	4	SDG Goals	
Year	I	Semester	II										
Course Objectives	1. Describe the etiology and pathogenesis of the selected disease states; 2. Name the signs and symptoms of the diseases; and 3. Mention the complications of the diseases.												


Course Outcomes

CO1	Apply the process of inflammation and repair along with pathophysiology of atherosclerosis based on the understanding of homeostasis, cellular injury, sclerosis and atheroma.
CO2	Interpret the causes, development, and clinical features based on their understanding of pathophysiological mechanisms of following disease: hypertension, congestive heart failure, ischemic heart disease, asthma, chronic obstructive pulmonary disease and renal failure.
CO3	Sketch the causes, development, and clinical features based on their understanding of pathophysiological mechanisms of related disease: hematological, endocrine, neurological, and gastrointestinal diseases.
CO4	Express the causes, development, and clinical features based on their understanding of pathophysiological mechanisms of related disease: inflammatory diseases, liver conditions, bone and joint diseases, and cancer.
CO5	Summarize the causes, development, and clinical features based on their understanding of pathophysiological mechanisms of following disease: meningitis, typhoid, leprosy, tuberculosis, urinary tract infections, and sexually transmitted diseases.

Unit No.	Title of the Unit	Content of Unit	Contact Hrs.	Mapped CO	SDG Targets
1	Basic principles of Cell injury and Adaptation	Introduction, definitions, Homeostasis, Components and Types of Feedback systems, Causes of cellular injury, Pathogenesis (Cell membrane damage, Mitochondrial damage, Ribosome damage, Nuclear damage), Morphology of cell injury – Adaptive changes (Atrophy, Hypertrophy, hyperplasia, Metaplasia, Dysplasia), Cell swelling, Intra cellular accumulation, Calcification, Enzyme leakage and Cell Death Acidosis & Alkalosis, Electrolyte imbalance Basic mechanism involved in the process of inflammation and repair: Introduction, Clinical signs of inflammation, Different types of Inflammation, Mechanism of Inflammation – Alteration in vascular permeability and blood flow, migration of WBC's, Mediators of inflammation, Basic principles of wound healing in the skin, Pathophysiology of Atherosclerosis	10	1	3.4, 3.b, 3.d
2	Cardiovascular System:	Hypertension, congestive heart failure, ischemic heart disease (angina, myocardial infarction, atherosclerosis and arteriosclerosis) Respiratory system: Asthma, Chronic obstructive airways diseases. Renal system: Acute and chronic renal failure.	10	2	3.3, 3.4, 3.b, 3.d
3	Hematological Diseases:	Iron deficiency, megaloblastic anaemia (Vit B12 and folic acid), sickle cell anaemia, thalassemia, hereditary acquired anaemia, haemophilia Endocrine system: Diabetes, thyroid diseases, disorders of sex hormones Nervous system: Epilepsy, Parkinson's disease, stroke, psychiatric disorders: depression, schizophrenia and Alzheimer's disease. Gastrointestinal system: Peptic Ulcer	10	3	3.3, 3.4, 3.b, 3.d
4	Inflammatory Diseases	Inflammatory bowel diseases, jaundice, hepatitis (A, B, C, D, E, F) alcoholic liver disease. Disease of bones and joints: Rheumatoid arthritis, osteoporosis and gout Principles of cancer: classification, aetiology and pathogenesis of cancer	8	4	3.3, 3.5, 3.b, 3.d,
5	Infectious diseases	Meningitis, Typhoid, Leprosy, Tuberculosis, Urinary tract infections Sexually transmitted diseases: AIDS, Syphilis, Gonorrhoea	7	5	3.3, 3.7, 3.b, 3.d

Reference Books:

Vinay Kumar, Abul K. Abas, Jon C. Aster; Robbins & Cotran Pathologic Basis of Disease; South Asia edition; India; Elsevier; 2014.
Harsh Mohan; Text book of Pathology; 6th edition; India; Jaypee Publications; 2010.
Laurence B, Bruce C, Bjorn K. ; Goodman Gilman's The Pharmacological Basis of Therapeutics; 12th edition; New York; McGraw-Hill; 2011.
Best, Charles Herbert 1899-1978; Taylor, Norman Burke 1885-1972; West, John B (John Burnard); Best and Taylor's Physiological basis of medical practice; 12th ed; United States;
Nicki R. Colledge, Brian R. Walker, Stuart H. Ralston; Davidson's Principles and Practice of Medicine; 21st edition; London; ELBS/Churchill Livingstone; 2010.
Guyton A, John .E Hall; Textbook of Medical Physiology; 12th edition; WB Saunders Company; 2010.



Joseph DiPiro, Robert L. Talbert, Gary Yee, Barbara Well, L. Michael Posey. Pharmacotherapy: A Pathophysiological Approach; 9th edition; London; McGraw-Hill Medical; 2014.

V. Kumar, R. S. Cotran and S. L. Robbins; Basic Pathology; 6th edition; Philadelphia; WB Saunders Company; 1997.

Roger Walker, Clive Edwards; Clinical Pharmacy and Therapeutics; 3rd edition; London; Churchill Livingstone publication; 2003.

e-Learning Source:

https://www.researchgate.net/publication/332099805_PATHOPHYSIOLOGY


https://books.google.co.in/books?id=KwYIsLRyDp4C&printsec=frontcover&redir_esc=y#v=onepage&q&f=false

Course Articulation Matrix:(Mapping of Cos with POs and PSOs)

PO-PSO CO	PO1	PO2	PO3	PO4	PO5	PO6	PO7	PO8	PO9	PO10	PO11	PSO1	PSO2	PSO3
CO1	3	-	-	-	1	2	1	2	1	-	2	3	2	2
CO2	3	-	-	-	-	1	1	-	2	-	2	3	2	2
CO3	3	-	-	-	1	1	-	1	-	-	2	3	2	2
CO4	3	-	-	-	1	1	2	1	1	-	2	3	2	2
CO5	3	-	-	-	-	2	2	1	1	-	2	3	2	2

1-Low Correlation; 2- Moderate Correlation; 3- Substantial Correlation

<p>Prof. (Dr.) Kuldeep Singh</p> <p>Name & Sign of Program Coordinator</p>	<p>Head</p> <p>Department of Pharmacy</p> <p>Integral University</p> <p>Sign & Seal of HOD</p>
--	--



Course Code	BP205T	Title of the Course	COMPUTER APPLICATIONS IN PHARMACY	L		T		P		C		SDG Goals
Year	I	Semester	II	3	-	-	-	3				
Course Objectives	1. know the various types of application of computers in pharmacy 2. know the various types of databases 3. know the various applications of databases in pharmacy											

Course Outcomes	
CO1	State the binary number, decimal number system, one complement and two complement method, data flow diagrams on their understanding of the number system, concept of information systems.
CO2	Differentiate the HTML, XML, CSS, MYSQL, MS ACCESS various types of databases on their understanding of the web technologies, Programming languages and concept of basic database
CO3	Classify the hospital and clinical pharmacy, drug information and patient monitoring system on their understanding of the various types of application of computers in pharmacy.
CO4	Describe the Bioinformatics and databases and impact of Bioinformatics in Vaccine Discovery on their understanding of the Bioinformatics
CO5	Identify the Chromatographic data analysis, LIMS, TIMS on their understanding of the Computers as data analysis in Preclinical development


Unit No.	Title of the Unit	Content of Unit	Contact Hrs.	Mapped CO	SDG Targets
1	Number system, Concept of Information Systems and Software	Binary number system, Decimal number system, Octal number system, Hexadecimal number systems, conversion decimal to binary, binary to decimal, octal to binary etc, binary addition, binary subtraction – One's complement, Two's complement method, binary multiplication, binary division. Information gathering, requirement and feasibility analysis, data flow diagrams, process specifications, input/output design, process life cycle, planning and managing the project.	10	1	4.3, 4.4, 4.6, 4.7, 4.A
2	Web technologies	Introduction to HTML, XML, CSS and Programming languages, introduction to web servers and Server Products Introduction to databases, MYSQL, MS ACCESS, Pharmacy Drug database.	7	2	4.3, 4.4, 4.6, 4.7, 4.A
3	Application of computers in Pharmacy	Drug information storage and retrieval, Pharmacokinetics, Mathematical model in Drug design, Hospital and Clinical Pharmacy, Electronic Prescribing and discharge (EP) systems, barcode medicine identification and automated dispensing of drugs, mobile technology and adherence monitoring. Diagnostic System, Lab-diagnostic System, Patient Monitoring System, Pharma Information System	10	2,3	4.3, 4.4, 4.6, 4.7, 4.A
4	Bioinformatics	Introduction, Objective of Bioinformatics, Bioinformatics Databases, Concept of Bioinformatics, Impact of Bioinformatics in Vaccine Discovery.	10	3,4	4.3, 4.4, 4.6, 4.7, 4.A
5	Computers as data analysis in Preclinical development	Chromatographic data analysis(CDS), Laboratory Information management System (LIMS) and Text Information Management System(TIMS)	8	5	4.3, 4.4, 4.6, 4.7, 4.A

Reference Books:

Computer Application in Pharmacy – William E.Fassett –Lea and Febiger, 600 South Washington Square, USA, (215) 922-1330.

Bioinformatics (Concept, Skills and Applications) – S.C.Rastogi-CBS Publishers and Distributors, 4596/1- A, 11 Darya Gani, New Delhi – 110 002(INDIA)

e-Learning Source:



**INTEGRAL
UNIVERSITY**




**FACULTY OF PHARMACY
DEPARTMENT OF PHARMACY**




PO-PSO CO	Course Articulation Matrix:(Mapping of Cos with POs and PSOs)													
	PO1	PO2	PO3	PO4	PO5	PO6	PO7	PO8	PO9	PO10	PO11	PSO1	PSO2	PSO3
CO1	1	1	1	3	1	1	-	2	1	-	3	2	2	1
CO2	1	1	1	3	1	2	1	-	1	-	3	1	1	1
CO3	1	1	1	3	-	1	1	1	1	-	3	2	2	1
CO4	1	1	1	3	1	1	2	-	2	-	3	1	2	1
CO5	1	1	1	3	1	1	2	3	1	-	3	1	1	1

1-Low Correlation; 2- Moderate Correlation; 3- Substantial Correlation

Prof. (Dr.) Kuldeep Singh Name & Sign of Program Coordinator	Head Department of Pharmacy Integral University Sign & Seal of HOD
---	---



Course Code	BP206T	Title of the Course	ENVIRONMENTAL SCIENCES	L	T	P	C	SDG Goals
Year	I	Semester	II	3	-	-	3	
Course Objectives	1. Create the awareness about environmental problems among learners. 2. Provided basic knowledge about the environment and its allied problems. 3. Motivate learner to participate in environment protection and environment improvement							

Course Outcomes

CO1	Define natural resource and environmental impacts of human activities on natural resource.
CO2	Understand about structure of Ecosystem
CO3	Analyse the functions of Ecosystem
CO4	Explain the types of environmental pollution
CO5	Analyse the impact of environmental pollution on human health and Environment

Unit No.	Title of the Unit	Content of Unit	Contact Hrs.	Mapped CO	SDG Targets
1	Natural Resources	The Multidisciplinary nature of environmental studies Natural Resources Renewable and non-renewable resources: Natural resources and associated problems a) Forest resources; b) Water resources; c) Mineral resources; d) Food resources; e) Energy resources; f) Land resources: Role of an individual in conservation of natural resources.	10	1	6,7,13
2	Ecosystem structure and functions	Ecosystems. Concept of an ecosystem. Structure and function of an ecosystem. Introduction, types, characteristic features, structure and function of the ecosystems: Forest ecosystem; Grassland ecosystem; Desert ecosystem; Aquatic ecosystems (ponds, streams, lakes, rivers, oceans, estuaries)	10	2	13,15
3	Environmental Pollution, control and management	Environmental Pollution: Air pollution; Water pollution; Soil pollution	10	3	13,6,14

Reference Books:

Agarwal, K.C. 2001 Environmental; Biology, Nidi Pub. Ltd. Bikaner
Bharucha Erach, The Biodiversity of India, Mapin Pub. Pvt. Ltd., Ahmedabad-380, India
Brunner R.C. 1989. Hazardous waste incineration, Mc Graw Hill
Cunningham W.P.2001.Cooper, T.H. Gorhani, E & Hepworth, Environmental encyclopedia, Jaicob Publication House, Mumbai.
Agarwal, K.C. 2001 Environmental; Biology, Nidi Pub. Ltd. Bikaner


e-Learning Source:

https://www.anits.edu.in/online_tutorials/es/Unit%202.pdf
https://www.shivajicollege.ac.in/Study/Environmental%20Pollution.pdf
https://www.svce.ac.in/wp-content/uploads/2021/01/EVS-UNIT-2.pdf
https://www.youtube.com/watch?v=or-z0Q03pcY&pp=ygUZbmF0dXJhbCBvZXNvdXJjZXNmbGVjZHVvZQ%3D%3D

Course Articulation Matrix:(Mapping of Cos with POs and PSOs)

PO-PSO CO	PO1	PO2	PO3	PO4	PO5	PO6	PO7	PO8	PO9	PO10	PO11	PSO1	PSO2	PSO3
CO1	1	-	-	-	1	1	-	-	1	3	2	1	1	1
CO2	1	-	-	-	1	1	-	-	1	3	2	1	2	1
CO3	1	-	-	-	1	1	-	-	1	3	2	1	1	1
CO4	1	-	-	-	1	1	-	-	1	3	2	2	1	1
CO5	1	-	-	-	-	1	-	-	2	3	2	1	2	1

1-Low Correlation; 2- Moderate Correlation; 3- Substantial Correlation



**INTEGRAL
UNIVERSITY**



FACULTY OF PHARMACY
DEPARTMENT OF PHARMACY



<p>Prof. (Dr.) Kuldeep Singh <i>Kuldeep Singh</i></p> <p>Name & Sign of Program Coordinator</p>	<p><i>Jyoti</i> Head</p> <p>Department of Pharmacy Integral University</p> <p>Sign & Seal of HOD <i>Jyoti</i></p>
---	---



Course Code	BP207P	Title of the Course	HUMAN ANATOMY & PHYSIOLOGY II	L	T	P	C	SDG Goals
Year	I	Semester	II	-	-	4	2	-
Course Objectives	1. Explain the gross morphology, structure and functions of various organs of the human body. 2. Describe the various homeostatic mechanisms and their imbalances. 3. Identify the various tissues and organs of different systems of human body. 4. Perform the hematological tests like blood cell counts, haemoglobin estimation, bleeding/clotting time etc and also record blood pressure, heart rate, pulse and respiratory volume. 5. Appreciate coordinated working pattern of different organs of each system 6. Appreciate the interlinked mechanisms in the maintenance of normal functioning (homeostasis) of human body.							

Course Outcomes	
CO1	Recognise the principle of homeostasis with special reference to feedback mechanism.
CO2	Classify the nervous system with special reference to various anatomical and physiological neurological abnormalities.
CO3	Demonstrate the anatomical and physiological framework of human body system (endocrine, digestive, respiratory, urinary, cardiovascular and reproductive, integumentary system) and special senses.
CO4	Interpretation of the clinical significance of laboratory test for diagnosis of disorder
CO5	Identify the permanent slide of vital organs and gonads.

Experiment No.	Title of the Experiment	Content of Unit	Contact Hrs.	Mapped CO	SDG Targets
1	Homeostasis	To demonstrate positive & negative feedback mechanism. To record body temperature.	4	1	-
2	Nervous system and neurological abnormalities	To study the nervous system with the help of chart & model. To demonstrate the general neurological examination.	4	2	-
3	Human body systems and sense organs	To study the endocrine system with the help of chart & model. To study the digestive system with help of chart & model. To study the respiratory system with help of chart & model To study the cardiovascular system with help of chart & model To study the urinary system with help of chart & model To study the reproductive system with help of chart & model To study the integumentary System with the help of chart & model. To study the endocrine system with help of chart & model To examine the different type of taste with the help of chart & model. To study the special sense organ. (Ear and Eye)	4	3	-
4	Laboratory test for diagnosis of disorder	To demonstrate the function of olfactory nerve. To demonstrate the visual & reflect activity. Determination of Tidal volume & Vital capacity. Recording of Body Mass Index Demonstration of total blood count by cell analyser. To study of family planning devices & pregnancy diagnostic test.	4	4	-
5	Permanent slides of vital organs and gonads	Permanent slides of vital organ & gonads	4	5	-

e-Learning Source:

https://www.researchgate.net/publication/320452449_A_Practical_Book_of_Human_Anatomy_Physiology_-_II

PO-PSO CO	Course Articulation Matrix:(Mapping of Cos with POs and PSOs)													
	PO1	PO2	PO3	PO4	PO5	PO6	PO7	PO8	PO9	PO10	PO11	PSO1	PSO2	PSO3
CO1	3	2	3	2	-	2	1	-	2	-	3	3	1	1
CO2	3	2	3	2	-	2	1	-	1	-	3	3	1	1
CO3	3	2	3	2	-	2	1	-	1	-	3	3	1	1



INTEGRAL UNIVERSITY




FACULTY OF PHARMACY
DEPARTMENT OF PHARMACY



CO4	3	2	3	2	-	2	2	-	1	-	3	3	1	1
CO5	3	2	3	2	-	1	1	-	1	-	3	3	1	1

1-Low Correlation; 2- Moderate Correlation; 3- Substantial Correlation

<p>Prof (Dr.) Kuldeep Singh</p> <p>Name & Sign of Program Coordinator</p>	<p>Head</p> <p>Department of Pharm.</p> <p>Integral University</p> <p>Lucknow</p>
---	---



Course Code	BP208P	Title of the Course	PHARMACEUTICAL ORGANIC CHEMISTRY I	L	-	T	-	P	4	C	2	SDG Goals	-
Year	I	Semester	II										
Course Objectives	1. Predict atomic structure, chemical bonding, and molecular geometry based on the accepted model. 2. Able to identify and characterize the organic compound by various qualitative tests. 3. Follow the safety procedure to set up glassware and apparatus to conduct experiments in organic chemistry. 4. Adopt proper skills to present the results of a practical investigation concisely by referring to the available resources. 5. Able to communicate the hazardous effect of overuse of organic products in daily life.												

Course Outcomes	
CO1	Investigate qualitative, solubility analysis, detection of elements of unknown organic compounds by following the safety procedure to set up glassware and apparatus to conduct experiments in organic chemistry.
CO2	Analyze functional group of organic compounds based on their qualitative testing.
CO3	Analyze the organic compounds systematically based on their reactions with the given reagents.
CO4	Synthesize suitable solid derivatives from organic compounds, ingrained with the possible hazardous effect of overuse of organic products in daily life
CO5	Predict the melting and boiling point of some organic compounds by judging their intermolecular forces of attractions.

Experiment No.	Title of the Experiment	Content of Unit	Contact Hrs.	Mapped CO	SDG Targets
1	Systematic qualitative analysis of unknown organic compounds like	Preliminary test: Color, odour, aliphatic/aromatic compounds, saturation and unsaturation, etc.	4	1,2	-
2	Detection of elements	Nitrogen, Sulphur and Halogen by Lassaigne's test	4	1,2	-
3	Solubility test	Solubility test	4	1,2	-
4	Functional group test	Phenols, Amides/ Urea, Carbohydrates, Amines, Carboxylic acids, Aldehydes and Ketones, Alcohols, Esters, Aromatic and Halogenated Hydrocarbons, Nitro compounds and Anilides.	4	1,2	-
5	Melting point/Boiling point	Organic compounds	4	1,2	-
6	Melting point/Boiling point	The literature using melting point/ boiling point.	4	1,2	-
7	Preparation of derivatives	Confirmation of the unknown compound by melting point/ boiling point.	4	1,2,3	-
8	Analysis of organic compounds	Minimum 5 systematically.	4	1,3	-
9	Preparation of suitable solid derivatives from organic compounds	Preparation of suitable solid derivatives from organic compounds	4	4	-
10	Construction of molecular models	Construction of molecular models	4	5	-

e-Learning Source:


https://www.researchgate.net/publication/377262663_pharmaceutical_organic_and_medicinal_chemistry_practical_book

Course Articulation Matrix:(Mapping of Cos with POs and PSOs)

PO-PSO CO	PO1	PO2	PO3	PO4	PO5	PO6	PO7	PO8	PO9	PO10	PO11	PSO1	PSO2	PSO3
CO1	3	2	3	2	-	2	-	-	1	-	1	2	1	1
CO2	3	2	3	2	-	2	-	-	2	-	1	2	1	1
CO3	3	2	3	2	-	2	-	-	1	-	1	2	1	1
CO4	3	2	3	2	-	-	-	-	2	-	1	2	1	1
CO5	3	2	3	2	-	2	-	-	1	-	1	2	1	1

1-Low Correlation; 2- Moderate Correlation; 3- Substantial Correlation

Prof. (Dr.) Kuldeep Singh Name & Sign of Program Coordinator	Head Department of Pharmacy Integral University Sign & Seal
---	--



Course Code	BP209P	Title of the Course	BIOCHEMISTRY	L	T	P	C	SDG Goals
Year	I	Semester	II	-	-	4	2	-
Course Objectives	1. Understand the catalytic role of enzymes, importance of enzyme inhibitors in design of new drugs, therapeutic and diagnostic applications of enzymes. 2. Understand the metabolism of nutrient molecules in physiological and pathological conditions. 3. Understand the genetic organization of mammalian genome and functions of DNA in the synthesis of RNAs and proteins.							

Course Outcomes

CO1	Describe the importance of metabolism of substrates and their bio regulation in context of biochemical reactions in humans
CO2	Describe chemistry and biological importance of biological macromolecules
CO3	Perform qualitative and quantitative estimation of the biological macromolecules
CO4	Interpret data emanating from a Diagnostic Test Lab
CO5	Describe physiological conditions and their various influence on the structures and reactions of biomolecules in human beings

Experiment No.	Title of the Experiment	Content of Unit	Contact Hrs.	Mapped CO	SDG Targets
1	Qualitative test of carbohydrates	Qualitative analysis of carbohydrates (Glucose, Fructose, Lactose, Maltose, Sucrose and starch)	4	2	-
2	Qualitative test of Proteins	Identification tests for Proteins (albumin and Casein)	4	4	-
3	Qualitative test of Reducing Sugars.	Quantitative analysis of reducing sugars (DNSA method) and Proteins (Biuret method)	4	2	-
4	Qualitative analysis of urine	Qualitative analysis of urine for abnormal constituents of urine.	4	2	-
5	Blood Creatinine estimation	Determination of blood creatinine	4	5	-
6	Blood sugar estimation	Determination of blood sugar	4	5	-
7	Total cholesterol estimation.	Determination of serum total cholesterol	4	5	-
8	Introduction of buffers	Preparation of buffer solution and measurement of pH	4	1	-
9	Hydrolysis of starch	Study of enzymatic hydrolysis of starch	4	2	-
10	Amylase activity	Determination of Salivary amylase activity	4	4	-
11	Effect of temperature on enzymes.	Study the effect of Temperature on Salivary amylase activity.	4	3	-
12	Effect of concentration on enzymes.	Study the effect of substrate concentration on salivary amylase activity.	4	3	-

e-Learning Source:

<https://www.amazon.in/Practical-Biochemistry-Damodaran-Geetha-K/dp/9351529940>

PO-PSO CO	Course Articulation Matrix:(Mapping of Cos with POs and PSOs)													
	PO1	PO2	PO3	PO4	PO5	PO6	PO7	PO8	PO9	PO10	PO11	PSO1	PSO2	PSO3
CO1	3	2	3	2	1	2	-	-	3	2	3	2	1	1
CO2	3	2	3	2	1	2	-	-	1	2	3	2	1	1
CO3	3	2	3	2	2	2	-	-	2	2	3	2	1	1
CO4	3	2	3	2	1	1	-	-	1	2	3	2	1	1
CO5	3	2	3	2	1	2	-	-	-	2	3	2	1	1

1-Low Correlation; 2- Moderate Correlation; 3- Substantial Correlation

Prof. (Dr.) Kuldeep Singh Name & Sign of Program Coordinator	Head Department of Pharmacy Integral University Sign & Seal of HOD
---	---

Effective from Session: 2016-17						
Course Code	BP210P	Title of the Course	Computer Applications in Pharmacy- practical	L	T	P
Year	I	Semester	II	-	-	2
Pre-Requisite	10+2 (PCM/PCB)	Co-requisite	--			1
Course Objectives	1. Understand the use of ms word, to design the label and format the input data. 2. Understand the html, to design personal web pages. 3. Understand database to design and implement in ms access 4. Generate and print reports on database 5. Understand to export data on web and xml page in ms access					

Course Outcomes	
CO1	Define MS Word, create and generate label, enter information, design questionnaire based on their understanding of the label wizard and uses of word processing package
CO2	Apply the HTML toward the designing basic web page using notepad on the basic concept of HTML.
CO3	Analysis of the drug and its effect using online tool.
CO4	Design the form to modify and Create the data base, patient information, drug information and invoice based on their understanding of MS access
CO5	Implement to exporting Tables, Queries, Forms and Reports on their understanding of the web and xml page in MS access

Experiment No.	Title of the Experiment	Content of Unit	Contact Hrs.	Mapped CO
1.	Design questionnaire	Preparation of questions and collect related information of given disease using ms word.	2	1
2.	Web page	Create a web page to show personal information using html.	2	2
3.	Drug information	Retrieve all necessary information of a drug using online tool.	2	3
4.	Generate label	Create label using wizard in ms word.	2	1
5.	Create database	To store the patient information with required field in ms access database.	2	4
6.	Form	Create form in ms access to view, add, delete & modify the record in database.	2	4
7.	Report	Preparation and printing the report form database.	2	4
8.	Invoice	Create invoice table using ms access	2	4
9.	Drug information	Store and retrieve the drug information in ms access	2	4
10.	Queries	To create and working with queries in ms access	2	4
11.	Exporting	To export the table form report etc. to web page.	2	5
12.	Exporting	To export the table form report etc. to xml page.	2	5

e-Learning Source:

Course Articulation Matrix:(Mapping of Cos with POs and PSOs)														
PO-PSO CO	PO1	PO2	PO3	PO4	PO5	PO6	PO7	PO8	PO9	PO10	PO11	PSO1	PSO2	PSO3
CO1	1	1	1	3	1	2	-	-	2	1	3	-	1	1
CO2	1	1	1	3	1	1	-	-	1	1	3	-	1	1
CO3	1	1	1	3	1	2	-	-	1	1	3	-	1	1
CO4	1	1	1	3	2	2	-	-	2	1	3	-	1	1
CO5	1	1	1	3	1	2	-	-	1	1	3	-	1	1

1. Low Correlation; 2- Moderate Correlation; 3- Substantial Correlation

Dr. Kuldeep Singh Name & Sign of Program Coordinator	Sign & Seal of Head Department of Pharmacy Integral University Lucknow
---	---



Course Code	BP301T	Title of the Course	PHARMACEUTICAL ORGANIC CHEMISTRY II	L		T		P		C		SDG Goals
Year	II	Semester	III	3		1		-		4		
Course Objectives	1. Write the structure, name and the type of isomerism of the organic compound 2. Write the reaction, name the reaction and orientation of reactions 3. Account for reactivity/stability of compounds, 4. Prepare organic compounds											

Course Outcomes	
CO1	Analyze the derivation of benzene's structure using analytical, synthetic, and other evidences, including the application of orbital theory and resonance affecting its aromatic character and adherence to Huckel's rule
CO2	Evaluate the acidity of phenols and the basicity of aromatic amines on the basis of the effect of substituents on their aromatic ring, affecting acidity, basicity, reactivity, and aromaticity.
CO3	Evaluate the quality of oils and fats by interpreting analytical constants derived from fatty acid reactions such as hydrolysis, hydrogenation, and saponification.
CO4	Describe the synthesis, reactions, structures, and medicinal uses of Polynuclear hydrocarbons
CO5	Analyze the stabilities of cycloalkanes using Baeyer's strain theory, Coulson-Moffitt's modification, and Sachse-Mohr's theory to predict the stability and reactivity of cyclopropane and cyclobutane.

Unit No.	Title of the Unit	Content of Unit	Contact Hrs.	Mapped CO	SDG Targets
1	Benzene and its derivatives	Analytical, synthetic and other evidences in the derivation of structure of benzene, Orbital picture, resonance in benzene, aromatic characters, Huckel's rule Reactions of benzene - nitration, sulphonation, halogenation reactivity, Friedelcrafts alkylation- reactivity, limitations, Friedelcrafts acylation. Substituents, effect of substituents on reactivity and orientation of mono substituted benzene compounds towards electrophilic substitution reaction Structure and uses of DDT, Saccharin, BHC and Chloramine	10	1	13.a, 13.b
2	Phenols Aromatic Amines Aromatic Acids	Acidity of phenols, effect of substituents on acidity, qualitative tests, Structure and uses of phenol, cresols, resorcinol, naphthols Basicity of amines, effect of substituents on basicity, and synthetic uses of aryl diazonium salts Acidity, effect of substituents on acidity and important reactions of benzoic acid.	10	2	13.a, 13.b
3	Fats and Oils	Fatty acids – reactions. Hydrolysis, Hydrogenation, Saponification and Rancidity of oils, Drying oils. Analytical constants – Acid value, Saponification value, Ester value, Iodine value, Acetyl value, Reichert Meissl (RM) value – significance and principle involved in their determination.	10	3	13.a, 13.b
4	Polynuclear hydrocarbons:	Synthesis, reactions Structure and medicinal uses of Naphthalene, Phenanthrene, Anthracene, Diphenylmethane, Triphenylmethane and their derivatives	8	4	13.a, 13.b
5	Cyclo alkanes	Stabilities – Baeyer's strain theory, limitation of Baeyer's strain theory, Coulson and Moffitt's modification, Sachse Mohr's theory (Theory of strainless rings), reactions of cyclopropane and cyclobutane only	7	5	13.a, 13.b

Reference Books:

Introduction to Organic Laboratory techniques by Pavia, Lampman and Kriz. Organic Chemistry by Morrison and Boyd
 Organic Chemistry by I.L. Finar, Volume-I
 Textbook of Organic Chemistry by B.S. Bahl & Arun Bahl.
 Organic Chemistry by P.L. Soni
 Practical Organic Chemistry by Mann and Saunders.
 Vogel's text book of Practical Organic Chemistry
 Advanced Practical organic chemistry by N.K. Vishnoi.

e-Learning Source:



INTEGRAL UNIVERSITY




FACULTY OF PHARMACY
DEPARTMENT OF PHARMACY



<https://www.researchgate.net/publication/348961390> PHARMACEUTICAL ORGANIC CHEMISTRY-II Theory Practical

PO-PSO CO	Course Articulation Matrix:(Mapping of Cos with POs and PSOs)													
	PO1	PO2	PO3	PO4	PO5	PO6	PO7	PO8	PO9	PO10	PO11	PSO1	PSO2	PSO3
CO1	3	2	3	-	-	1	-	-	2	1	1	2	1	3
CO2	3	2	3	-	-	1	-	-	1	1	1	2	1	3
CO3	3	2	3	-	-	2	-	-	-	1	1	2	1	3
CO4	3	2	3	-	-	-	-	-	2	1	1	2	1	3
CO5	3	2	3	-	-	2	-	-	1	1	1	2	1	3

1-Low Correlation; 2- Moderate Correlation; 3- Substantial Correlation

Prof. (Dr.) Kuldeep Singh Name & Sign of Program Coordinator	 Sign & Seal of HOD of Pharmacy Department of Pharmacy Integral University Lucknow
---	---



Course Code	BP302T	Title of the Course	PHYSICAL PHARMACEUTICS I	L	3	T	1	P	-	C	4	SDG Goals	3
Year	II	Semester	III										
Course Objectives	1. Upon the completion of the course students shall be able to understand various physicochemical properties of drug molecules in the designing of the dosage forms. 2. Know the principles of chemical kinetics & to use them for stability testing and determination of expiry date of formulations. 3. Demonstrate use of physicochemical properties in the formulation development and evaluation of dosage forms.												

Course Outcomes	
CO1	Explain solubility concepts, solute-solvent interactions and factors influencing drug solubility using quantitative and theoretical approaches in written assessments.
CO2	Interpret phase transitions, eutectic mixtures and states of matter using thermodynamic principles and pharmaceutical examples in conceptual evaluations.
CO3	Apply physical constants such as refractive index, dielectric constant and dipole moment to predict physicochemical properties of drug molecules through analytical problems.
CO4	Analyze interfacial phenomenon and surface activity by evaluating the role of surfactants, HLB value and adsorption process in pharmaceutical formulations.
CO5	Describe pH, scale, pH determination (electrometric and calorimetric) applications of buffer capacity, buffers in pharmaceutical and biological systems, buffered isotonic solutions.

Unit No.	Title of the Unit	Content of Unit	Contact Hrs.	Mapped CO	SDG Targets
1	Solubility of drugs	Solubility expressions, mechanisms of solute solvent interactions, ideal solubility parameters, solvation & association, quantitative approach to the factors influencing solubility of drugs, diffusion principles in biological systems. Solubility of gas in liquids, solubility of liquids in liquids, (Binary solutions, ideal solutions) Raoult's law, real solutions. Partially miscible liquids, Critical solution temperature and applications. Distribution law, its limitations and applications.	10	1	9.5 9.b
2	States of Matter and properties of matter, Physicochemical properties of drug molecules	State of matter, changes in the state of matter, latent heats, vapour pressure, sublimation critical point, eutectic mixtures, gases, aerosols – inhalers, relative humidity, liquid complexes, liquid crystals, glassy states, solid crystalline, amorphous & polymorphism. Refractive index, optical rotation, dielectric constant, dipole moment, dissociation constant, determinations and applications.	10	2	9.1 9.5 9.b
3	Surface and interfacial phenomenon	Liquid interface, surface & interfacial tensions, surface free energy, measurement of surface & interfacial tensions, spreading coefficient, adsorption at liquid interfaces, surface active agents, HLB Scale, solubilisation, detergency, adsorption at solid interface.	10	3	9.1 9.5 9.b
4	Complexation and protein binding	Introduction, Classification of Complexation, Applications, methods of analysis, protein binding, Complexation and drug action, crystalline structures of complexes and thermodynamic treatment of stability constants.	8	4	9.1 9.5 9.b
5	pH, buffers and Isotonic solutions	Sorensen's pH scale, pH determination (electrometric and calorimetric), applications of buffers, buffer equation, buffer capacity, buffers in pharmaceutical and biological systems, buffered isotonic solutions.	7	5	9.1 9.5 9.b

Reference Books:

Physical Pharmacy by Alfred Martin

Experimental Pharmaceutics by Eugene, Parott

Tutorial Pharmacy by Cooper and Gunn.

Stocklosam J. Pharmaceutical Calculations, Lea &Febiger, Philadelphia.

Lieberman H.A, Lachman C., Pharmaceutical Dosage forms, Tablets, Volume-I to 3, Marcel Dekkar Inc.

Lieberman H.A, Lachman C, Pharmaceutical Dosage forms. Disperse systems, volume 1, 2, 3. Marcel Dekkar Inc.

Physical Pharmaceutics by Ramasamy C and Manavalan R.

Laboratory Manual of Physical Pharmaceutics, C.V.S. Subramanyam, J. Thimma settee



INTEGRAL UNIVERSITY



FACULTY OF PHARMACY DEPARTMENT OF PHARMACY



Physical Pharmaceutics by C.V.S. Subramanyam

e-Learning Source:

<http://nootanpharmacy.in/public/upload/KzFTMrwTT6t928jUA8reSCEVXpyDNoknUmMvdCv.pdf>

Course Articulation Matrix:(Mapping of Cos with POs and PSOs)														
PO-PSO CO	PO1	PO2	PO3	PO4	PO5	PO6	PO7	PO8	PO9	PO10	PO11	PSO1	PSO2	PSO3
CO1	3	2	3	-	-	-	-	-	-	-	1	2	1	1
CO2	3	2	3	-	-	-	-	-	-	-	1	2	1	1
CO3	3	2	3	-	-	-	-	-	-	-	1	2	1	1
CO4	3	2	3	-	-	-	-	-	-	-	1	2	1	1
CO5	3	2	3	-	-	-	-	-	-	-	1	2	1	1

1-Low Correlation; 2- Moderate Correlation; 3- Substantial Correlation

Prof. (Dr.) Kuldeep Singh Name & Sign of Program Coordinator	Sign & Seal of HOD
---	--------------------

July
 Head
 Department of Pharmacy
 Integral University
 Lucknow



Course Code	BP303T	Title of the Course	PHARMACEUTICAL MICROBIOLOGY	L	3	T	1	P	-	C	4	SDG Goals	3
Year	II	Semester	III										
Course Objectives	1. To know the methods of identification, cultivation and preservation of various microorganisms, importance and implementation of sterilization in pharmaceutical processing and industry. 2. To understand the sterility testing of pharmaceutical products, carried out microbiological standardization of Pharmaceuticals.												

Course Outcomes	
CO1	Recall and outline the basic characteristics, structures, and functions, Assess and analyze the methods of identification, cultivation and preservation of various microorganisms.
CO2	Explain the underlying principles of different sterilization methods used to maintain aseptic conditions in pharmaceutical manufacturing environments. Evaluation and Use of Staining and sterilization methods.
CO3	To understand about disinfectants, and their evaluation, sterility testing methods of pharmaceutical products. Assess and analyze the consequences of microbial contamination in pharmaceutical products and production processes, considering factors such as product safety, efficacy, and regulatory compliance.
CO4	Describe about aseptic area, sources of contamination, clean area classification and microbiological standardization methods of Pharmaceuticals. Use microbiological testing techniques to conduct quality control assessments of pharmaceutical products, interpreting results to ensure adherence to industry standards and regulatory requirements.
CO5	Explain the microbial spoilage of pharmaceutical products, Preservation of pharmaceutical products. Develop innovative approaches and preventive strategies to minimize the risk of microbial contamination in pharmaceutical manufacturing environments, integrating knowledge of microbiological principles and industry best practices.

Unit No.	Title of the Unit	Content of Unit	Contact Hrs.	Mapped CO	SDG Targets
1	Introduction, history of microbiology	Introduction, history of microbiology, its branches, scope and its importance. Introduction to Prokaryotes and Eukaryotes Study of ultra-structure and morphological classification of bacteria, nutritional requirements, raw materials used for culture media and physical parameters for growth, growth curve, isolation and preservation methods for pure cultures, cultivation of anaerobes, quantitative measurement of bacterial growth (total & viable count). Study of different types of phase contrast microscopy, dark field microscopy and electron microscopy.	10	1	3.3
2	Identification of bacteria using staining techniques	Identification of bacteria using staining techniques (simple, Gram's & Acid fast staining) and biochemical tests (IMViC). Study of principle, procedure, merits, demerits and applications of physical, chemical gaseous, radiation and mechanical method of sterilization. Evaluation of the efficiency of sterilization methods Equipments employed in large scale sterilization. Sterility indicators.	10	2	3.3 & 3b
3	Study of morphology classification, Reproduction / replication and cultivation of Fungi and Viruses.	Study of morphology, classification, reproduction/replication and cultivation of Fungi and Viruses. Classification and mode of action of disinfectants Factors influencing disinfection, antiseptics and their evaluation. For bacteriostatic and bactericidal actions Evaluation of bactericidal & Bacteriostatic. Sterility testing of products (solids, liquids, ophthalmic and other sterile products) according to IP, BP and USP.	10	3	3.3 & 3b
4	Designing of aseptic area, laminar flow equipments	Designing of aseptic area, laminar flow equipments; study of different sources of contamination in an aseptic area and methods of prevention, clean area classification. Principles and methods of different microbiological assay. Methods for standardization of antibiotics, vitamins and amino acids. Assessment of a new antibiotic.	08	4	3.3 & 3b
5	Types of spoilage, factors affecting the microbial spoilage of pharmaceutical products, sources and types	Types of spoilage, factors affecting the microbial spoilage of pharmaceutical products, sources and types of microbial contaminants, assessment of microbial contamination and spoilage. Preservation of pharmaceutical products using antimicrobial agents, evaluation of microbial stability of formulations. Growth of animal cells in culture, general procedure for cell culture, Primary, established and transformed cell cultures. Application of cell cultures in pharmaceutical industry and research.	07	5	3.3 & 3b



INTEGRAL UNIVERSITY



FACULTY OF PHARMACY DEPARTMENT OF PHARMACY



Reference Books:

W.B. Hugo and A.D. Russel: Pharmaceutical Microbiology, Blackwell Scientific publications, Oxford London.

Prescott and Dunn., Industrial Microbiology, 4th edition, CBS Publishers & Distributors, Delhi.

Pelczar, Chan Kreig, Microbiology, Tata McGraw Hill edn.

Rose: Industrial Microbiology.

e-Learning Source:

https://www.researchgate.net/publication/283463951_Pharmaceutical_Microbiology_Book

Course Articulation Matrix:(Mapping of Cos with POs and PSOs)

PO-PSO CO	PO1	PO2	PO3	PO4	PO5	PO6	PO7	PO8	PO9	PO10	PO11	PSO1	PSO2	PSO3
CO1	3	1	2	2	1	1	1	-	1	-	1	2	2	3
CO2	3	1	2	2	1	1	1	-	1	-	1	3	2	3
CO3	3	1	2	2	1	2	1	-	1	-	1	3	1	3
CO4	3	1	2	2	1	1	1	-	1	-	1	3	2	3
CO5	3	1	2	2	1	1	1	-	1	-	1	3	1	3

1-Low Correlation; 2- Moderate Correlation; 3- Substantial Correlation

Prof. (Dr.) Kuldeep Singh

Name & Sign of Program Coordinator

Sign & Seal of HOD

Head
Department of Pharmacy
Integral University
Lucknow



Course Code	BP304T	Title of the Course	PHARMACEUTICAL ENGINEERING	L	T	P	C	SDG Goals
Year	II	Semester	III	3	1	-	4	
Course Objectives	1. To develop the understanding and applications of different unit operations employed during pharmaceutical manufacturing.							

Course Outcomes

CO1	Explain the operations of pharmaceutical manufacturing based on the principles of size reduction, size separation and fluid flow.
CO2	Apply the strategies for distillation and evaporation based on the knowledge of heat processes.
CO3	Illustrate the procedures during development of pharmaceutical dosage forms based on the knowledge of drying and mixing.
CO4	Solve the issues related to the fabrication of pharmaceutical dosage forms based on the principles of filtration and centrifugation.
CO5	Discuss the selection criteria for materials used in pharmaceutical plant construction based on the knowledge of material properties and corrosion.

Unit No.	Title of the Unit	Content of Unit	Contact Hrs.	Mapped CO	SDG Targets
1	Flow of fluids, size reduction and size separation	Flow of fluids: Types of manometers, Reynolds number and its significance, Bernoulli's theorem and its applications, Energy losses, Orifice meter, Venturimeter, Pitot tube and Rotameter. Size Reduction: Objectives, Mechanisms & Laws governing size reduction, factors affecting size reduction, principles, construction, working, uses, merits and demerits of Hammer mill, ball mill, fluid energy mill, Edge runner mill & end runner mill. Size Separation: Objectives, applications & mechanism of size separation, official standards of powders, sieves, size separation Principles, construction, working, uses, merits and demerits of Sieve shaker, cyclone separator, Air separator, Bag filter & elutriation tank.	10	1	9.5,9.b,9.2
2	Heat transfer, evaporation and distillation	Heat Transfer: Objectives, applications & Heat transfer mechanisms. Fourier's law, Heat transfer by conduction, convection & radiation. Heat interchangers & heat exchangers. Evaporation: Objectives, applications and factors influencing evaporation, differences between evaporation and other heat process. principles, construction, working, uses, merits and demerits of Steam jacketed kettle, horizontal tube evaporator, climbing film evaporator, forced circulation evaporator, multiple effect evaporator & Economy of multiple effect evaporator. Distillation: Basic Principles and methodology of simple distillation, flash distillation, fractional distillation, distillation under reduced pressure, steam distillation & molecular distillation.	10	2	9.1,9.5,9.b, 9.2
3	Drying and mixing	Drying: Objectives, applications & mechanism of drying process, measurements & applications of Equilibrium Moisture content, rate of drying curve. principles, construction, working, uses, merits and demerits of Tray dryer, drum dryer spray dryer, fluidized bed dryer, vacuum dryer, freeze dryer. Mixing: Objectives, applications & factors affecting mixing, Difference between solid and liquid mixing, mechanism of solid mixing, liquids mixing and semisolids mixing. Principles, Construction, Working, uses, Merits and Demerits of Double cone blender, twin shell blender, ribbon blender, Sigma blade mixer, planetary mixers, Propellers, Turbines, Paddles & Silverson Emulsifier.	10	3	9.b,9.4,9.5
4	Filtration and centrifugation	Filtration: Objectives, applications, Theories & Factors influencing filtration, filter aids, filter medias. Principle, Construction, Working, Uses, Merits and demerits of plate & frame filter, filter leaf, rotary drum filter, Meta filter & Cartridge filter, membrane filters and Seidtz filter. Centrifugation: Objectives, principle & applications of Centrifugation, principles, construction, working, uses, merits and demerits of Perforated basket centrifuge, non-perforated basket centrifuge, semi continuous centrifuge & super centrifuge.	8	4	9.a,9.1,9.2, 9.4



5	Materials of pharmaceutical plant construction, Corrosion and its prevention	Factors affecting during materials selected for pharmaceutical plant construction, Theories of corrosion, types of corrosion and there prevention. Ferrous and nonferrous metals, inorganic and organic non metals. basic of material handling systems.	7	5	9.1,9.3,9.5, 9.b
Reference Books:					
Introduction to chemical engineering – Walter L Badger & Julius Banchero, Latest edition					
Solid phase extraction. Principles, techniques and applications by Nigel J.K. Simpson- Latest edition.					
Pharmaceutical engineering principles and practices – C.V.S Subrahmanyam et al. C.V.S Subrahmanyam et al., Latest edition. Remington practice of pharmacy- Martin, Latest edition.					
Introduction to chemical engineering – Walter L Badger & Julius Bancher					
Unit operation of chemical engineering – McCabe Smith, Latest edition.					
e-Learning Source:					
https://www.scribd.com/document/481648503/Pharmaceutical-engineering-pdf					

PO-PSO CO	Course Articulation Matrix:(Mapping of Cos with POs and PSOs)													
	PO1	PO2	PO3	PO4	PO5	PO6	PO7	PO8	PO9	PO10	PO11	PSO1	PSO2	PSO3
CO1	3	-	3	3	-	-	-	-	-	-	3	3	1	1
CO2	3	1	3	2	-	-	-	-	-	-	3	3	1	2
CO3	3	2	3	2	-	-	-	1	-	-	3	3	2	1
CO4	3	1	3	2	-	1	-	-	1	2	3	3	1	1
CO5	2	1	2	-	-	2	-	-	1	1	3	3	2	2

1-Low Correlation; 2- Moderate Correlation; 3- Substantial Correlation

Prof. (Dr.) Kuldeep Singh Name & Sign of Program Coordinator	 Sign & Seal of HOD Head Department of Pharmacy Integral University, Lucknow
---	---



Course Code	BP305P	Title of the Course	PHARMACEUTICAL ORGANIC CHEMISTRY II	L	T	P	C	SDG Goals
Year	II	Semester	III	-	-	4	2	-
Course Objectives	1. To prepare different medicinal and pharmaceutical compounds. 2. To study the reaction, name the reaction and orientation of reactions involved in experiments. 3. To account for reactivity/stability of compounds, study different reagents, solvents, their uses and purpose of selectivity. 4. To prepare organic compounds and study their medicinal properties.							

Course Outcomes

CO1	Apply concepts of molar calculations to calculate percentage yield as per standard stoichiometric calculations.
CO2	Apply simple purification techniques such as recrystallization and steam distillation to purify organic compounds and intermediates according to standard synthetic procedures and protocols.
CO3	Evaluate the quality of fats and oil by determining various parameters like acid value, saponification value and iodine value as per pharmacopeia
CO4	Apply the concepts of different reaction mechanisms to synthesize medically important compounds based on standard protocol.
CO5	Analyze the final product and the reaction mechanism involved in the synthesis of organic compounds like substitution, addition, oxidation, reduction coupling and condensation reactions based on the concepts of effect of substituent on stability and reactivity of aromatic ring.

Experiment No.	Title of the Experiment	Content of Unit	Contact Hrs.	Mapped CO	SDG Targets
1	Experiments involving laboratory techniques	Recrystallization	4	4, 5	-
2	Experiments involving laboratory techniques	Steam distillation	4	4, 5	-
3	Determination of following oil values (including standardization of reagents)	Acid value	4	1	-
4	Determination of following oil values (including standardization of reagents)	Saponification value	4	1	-
5	Determination of following oil values (including standardization of reagents)	Iodine value	4	1	-
6	Preparation of compounds	Benzanilide/Phenyl benzoate/Acetanilide from Aniline/ Phenol/Aniline by acylation reaction.	4	2,3	-
7	Preparation of compounds	2,4,6-Tribromo aniline/Para bromo acetanilide from Aniline	4	2,3	-
8	Preparation of compounds	Acetanilide by halogenation (Bromination) reaction.	4	2,3	-
9	Preparation of compounds	5-Nitro salicylic acid/Meta di nitro benzene from Salicylic acid /Nitro benzene by nitration reaction.	4	2,3	-
10	Preparation of compounds	Benzoic acid from Benzyl chloride by oxidation reaction.	4	2,3	-
11	Preparation of compounds	Benzoic acid/ Salicylic acid from alkyl benzoate/ alkyl salicylate by hydrolysis reaction.	4	2,3	-
12	Preparation of compounds	1-Phenyl azo-2-naphthol from Aniline by diazotization and coupling reactions.	4	2,3	-
13	Preparation of compounds	Benzil from Benzoin by oxidation reaction.	4	2,3	-
14	Preparation of compounds	Dibenzal acetone from Benzaldehyde by Claisen Schmidt reaction	4	2,3	-
15	Preparation of compounds	Cinnamic acid from Benzaldehyde by Perkin reaction	4	2,3	-
16	Preparation of compounds	P-Iodo benzoic acid from P-amino benzoic acid	4	2,3	-

e-Learning Source:

<https://www.researchgate.net/publication/348961390> PHARMACEUTICAL ORGANIC CHEMISTRY-II Theory Practical



INTEGRAL UNIVERSITY



FACULTY OF PHARMACY
DEPARTMENT OF PHARMACY



PO-PSO CO	Course Articulation Matrix:(Mapping of Cos with POs and PSOs)													
	PO1	PO2	PO3	PO4	PO5	PO6	PO7	PO8	PO9	PO10	PO11	PSO1	PSO2	PSO3
C01	3	2	3	2	-	2	-	-	1	2	3	2	1	1
C02	3	2	3	2	-	2	-	-	1	2	3	2	1	1
C03	3	2	3	2	-	1	-	-	1	2	3	2	1	1
C04	3	2	3	2	-	2	-	-	1	2	3	2	1	1
C05	3	2	3	2	-	2	-	-	1	2	3	2	1	1

1-Low Correlation; 2- Moderate Correlation; 3- Substantial Correlation

<p>Prof. (Dr.) Kuldeep Singh <i>Kuldeep Singh</i></p> <p>Name & Sign of Program Coordinator</p>	<p><i>Kuldeep Singh</i></p> <p>Head Department of Pharmacy Integral University Lucknow</p> <p>Sign & Seal of Head</p>
---	---



Course Code	BP306P	Title of the Course	PHYSICAL PHARMACEUTICS I	L	T	P	C	SDG Goals
Year	II	Semester	III	-	-	4	2	-
Course Objectives	1. Understand various physicochemical properties of drug molecules in the designing the dosage forms 2. Know the principles of chemical kinetics & to use them for stability testing and determination of expiry date of formulations 3. Demonstrate use of physicochemical properties in the formulation Development and evaluation of dosage forms.							

Course Outcomes	
CO1	Apply appropriate techniques to determine the solubility of a given drug sample
CO2	Analyze the implications and significance of the partition coefficient in pharmaceuticals
CO3	Examine the effects and significance of surface tension in pharmaceutical applications
CO4	Explain the importance of surfactants and HLB and their role in the stabilization of dosage forms
CO5	Describe the process of calculating the stability constant and donor-acceptor ratio of complexes

Experiment No.	Title of the Experiment	Content of Unit	Contact Hrs.	Mapped CO	SDG Targets
1	Solubility	Determination of the solubility of drug at room temprature.	4	1	-
2	Solubility	Determination of stability constant and donor acceptor ratio of PABA-Caffeine complex by solubility method.	4	1	-
3	Solubility	Determination of stability constant and donor acceptor ratio of Cupric-Glycine complex by solubility method.	4	1	-
4	Partition co-efficient	Determination of Partition co-efficient of benzoic acid in benzene and water.	4	2	-
5	Partition co-efficient	Determination of Partition co-efficient of Iodine in CCl ₄ and water.	4	2	-
6	Surface Tension	Determination of Surface tension of given sample by drops count method.	4	3	-
7	Surface Tension	Determination of Surface tension of given sample by drops weight method.	4	3	-
8	Surfactant	Determination of Critical micelle concentration (CMC) of surfactants.	4	4	-
9	Surfactant	Determination of HLB number of a surfactant by saponification method.	4	4	-
10	Phase conversion	Determination of % composition of NaCl in a solution using Phenol-Water system by CST method.	4	5	-
11	Adsorption	Determination of Freundlich and Langmuir constants using activated charcoal.	4	5	-

e-Learning Source:

<https://jru.edu.in/studentcorner/lab-manual/bpharm/Lab%20Manual%20Physical%20Pharmaceutics%20I.pdf>

Course Articulation Matrix:(Mapping of Cos with POs and PSOs)														
PO-PSO CO	PO1	PO2	PO3	PO4	PO5	PO6	PO7	PO8	PO9	PO10	PO11	PSO1	PSO2	PSO3
CO1	3	2	3	2	1	1	1	-	1	-	3	3	1	3
CO2	3	2	3	2	1	2	2	-	1	-	3	3	1	3
CO3	3	2	3	2	2	2	1	-	1	-	3	3	1	3
CO4	3	2	3	2	1	2	1	-	1	-	3	3	1	3
CO5	3	2	3	2	2	2	1	-	2	-	3	3	1	3

1-Low Correlation; 2- Moderate Correlation; 3- Substantial Correlation

Prof. (Dr.) Kuldeep Singh Name & Sign of Program Coordinator	 Sign & Seal of Department of Pharmacy Integral University Lucknow
---	--



Course Code	BP307P	Title of the Course	PHARMACEUTICAL MICROBIOLOGY	L	T	P	C	SDG Goals
Year	II	Semester	III	-	-	4	2	-
Course Objectives	1. Understand methods of identification, cultivation and preservation of various micro-organism 2. To understand the importance and implementation of sterilization in pharmaceutical processing and industry 3. Learn sterility testing of pharmaceutical products 4. Carried out microbiological standardization of pharmaceuticals 5. Understand the cell culture technology and its application in pharmaceutical industries							

Course Outcomes

CO1	Understand the use of different types of microscopes and laboratory apparatus in experimental microbiology.
CO2	Understand and apply techniques such as the Hanging Drop method, simple staining, negative staining, and Gram staining for the identification of bacteria and the study of bacterial motility and staining characteristics in microbiological experiments.
CO3	Understand and apply techniques for preparing nutrient broth and agar, performing autoclave sterilization, and conducting aseptic transfers in microbiological settings.
CO4	Understand and apply techniques for performing inoculation of agar plates using the spread plate method and isolation of bacteria from given cultures using the streaking plate method in microbiological experiments.
CO5	Understand and apply techniques for performing sterility testing of pharmaceutical products and antibiotic susceptibility tests using the antibiotic disc (Kirby-Bauer) method in microbiological experiments.

Experiment No.	Title of the Experiment	Content of Unit	Contact Hrs.	Mapped CO	SDG Targets
1	Microscopy Techniques	To study the apparatus used in experimental microbiology. To study the different types of microscopes used in experimental microbiology	8	1	-
2	Study of Bacteria	To study the motility of bacteria with the help of Hanging drop method To perform the simple staining of given microorganism To perform the negative staining of the given culture of micro-organism To perform the gram staining of given culture	16	2	-
3	Microbiological Techniques	To prepare nutrient broth. To perform the moist heat sterilization of the given media and glass wares by Autoclave. To perform aseptic transfer of nutrient broth.	12	3	-
4	Bacterial Culturing Techniques	To perform inoculation of agar plate by Spread plate method To perform isolation of bacteria from given culture by streaking plate method	8	4	-
5	Microbiological Testing	To perform sterility testing of pharmaceutical products. To perform Antibiotic susceptibility test by antibiotic disc method (Kirby-Bauer method).	8	5	-

e-Learning Source:

https://www.researchgate.net/publication/339927351_A_Practical_Book_on_Pharmaceutical_Microbiology

Course Articulation Matrix:(Mapping of Cos with POs and PSOs)														
PO-PSO CO	PO1	PO2	PO3	PO4	PO5	PO6	PO7	PO8	PO9	PO10	PO11	PSO1	PSO2	PSO3
CO1	3	2	3	3	-	1	1	1	1	-	3	3	1	3
CO2	3	2	3	3	-	1	1	1	1	1	3	3	1	3
CO3	3	2	3	3	-	1	1	1	1	1	3	3	1	3
CO4	3	2	3	3	-	1	1	1	1	1	3	3	1	3
CO5	3	2	3	3	-	2	1	1	2	1	3	3	1	3

1-Low Correlation; 2- Moderate Correlation; 3- Substantial Correlation

Prof. (Dr.) Kuldeep Singh Name & Sign of Program Coordinator	Head Department of Pharmacy Integral University
---	---



Course Code	BP308P	Title of the Course	PHARMACEUTICAL ENGINEERING	L	T	P	C	SDG Goals
Year	II	Semester	III	-	-	4	2	-
Course Objectives	<ol style="list-style-type: none"> 1. To know various unit operations used in Pharmaceutical industries. 2. To understand the material handling techniques. 3. To perform various processes involved in the pharmaceutical manufacturing process. 4. To carry out various test to prevent environmental pollution. 5. To appreciate and comprehend significance of plant lay out design for optimum use of resources. 6. To appreciate the various preventive methods used for corrosion control in Pharmaceutical industries. 							

Course Outcomes	
CO1	Analyze the effects of different factors on rate of filtration and evaporation.
CO2	Execute the process of size reduction and size distribution analysis.
CO3	Determine the basic parameters of different heat processes.
CO4	Demonstrate the working aspects of different pharmaceutical machineries.
CO5	Evaluate the process of mixing and moisture content determination during pharmaceutical manufacturing.

Experiment No.	Title of the Experiment	Content of Unit	Contact Hrs.	Mapped CO	SDG Targets
1	Radiation constant	Determination of radiation constant of brass, iron, unpainted and painted glass.	4	3	-
2	Steam distillation	To calculate the efficiency of steam distillation.	4	3	-
3	Heat transfer	To determine the overall heat transfer coefficient by heat exchanger.	4	3	-
4	Drying	Construction of drying curves (for calcium carbonate and starch).	4	5	-
5		Determination of moisture content and loss on drying.	4	5	-
6	Humidity determination	Determination of humidity of air – i) From wet and dry bulb temperatures –use of Dew point method.	4	5	-
7	Description of Pharmaceutical machineries	Description of Construction working and application of Pharmaceutical Machinery such as rotary tablet machine, fluidized bed coater, fluid energy mill, de humidifier.	4	4	-
8	Size analysis	Size analysis by sieving – To evaluate size distribution of tablet granulations – Construction of various size frequency curves including arithmetic and logarithmic probability plots.	4	2	-
9	Size reduction	Size reduction: To verify the laws of size reduction using ball mill and determining Kicks, Rittinger's, Bond's coefficients, power requirement and critical speed of Ball Mill.	4	2	-
10	Demonstration of equipments	Demonstration of colloid mill, planetary mixer, fluidized bed dryer, freeze dryer and such other major equipment.	4	4	-
11	Filtration & Evaporation factors	Factors affecting Rate of Filtration and Evaporation (Surface area, Concentration and Thickness/ viscosity).	4	1	-
12	Crystallization	To study the effect of time on the Rate of Crystallization.	4	1	-
13	Mixing	To calculate the uniformity Index for given sample by using Double Cone Blender.	4	5	-

e-Learning Source:

<https://books.google.co.in/books?id=fOi6UCHF3-cC&printsec=frontcover#v=onepage&q&f=false>

https://www.google.co.in/books/edition/Practical_Manual_Of_Pharmaceutical_Engin/fOi6UCHF3-cC?hl=en&gbpv=1&dq=Pharmaceutical+engineering+practical+manual&printsec=frontcover



INTEGRAL UNIVERSITY



FACULTY OF PHARMACY
DEPARTMENT OF PHARMACY



PO-PSO CO	Course Articulation Matrix:(Mapping of Cos with POs and PSOs)													
	PO1	PO2	PO3	PO4	PO5	PO6	PO7	PO8	PO9	PO10	PO11	PSO1	PSO2	PSO3
CO1	3	3	3	2	1	1	-	-	-	-	3	3	1	3
CO2	3	3	3	2	1	1	-	-	-	-	3	3	1	2
CO3	3	3	3	2	1	1	-	-	-	-	3	3	2	3
CO4	3	3	3	2	1	1	-	-	-	-	3	3	2	3
CO5	3	3	3	2	1	1	-	-	-	-	3	3	3	2

1-Low Correlation; 2- Moderate Correlation; 3- Substantial Correlation

Prof. (Dr.) Kuldeep Singh Name & Sign of Program Coordinator	Head Department of Pharmacy Integral University Lucknow
---	--



Course Code	BP401T	Title of the Course	PHARMACEUTICAL ORGANIC CHEMISTRY III	L		T		P		C		SDG Goals
Year	II	Semester	IV	3		1		-		4		
Course Objectives	1. Understand the methods of preparation and properties of organic compounds 2. Explain the stereo chemical aspects of organic compounds and stereo chemical reactions 3. Know the medicinal uses and other applications of organic compounds											

Course Outcomes	
CO1	Apply concepts of optical isomerism in resolution of racemic mixtures, reactions of chiral molecules and asymmetric synthesis of organic compounds.
CO2	Use the concept of geometrical isomerism to synthesize isomers by stereospecific and stereoselective reactions
CO3	Analyze the relative aromaticity, stability and reactivity of five membered heterocyclic rings in the reactions and synthesis of heterocyclic compounds
CO4	Relate the chemistry of six membered and fused ring heterocyclic compounds in the synthesis of medicinal compounds
CO5	Implement reactions of synthetic significance to sketch synthetic route for organic compounds

Unit No.	Title of the Unit	Content of Unit	Contact Hrs.	Mapped CO	SDG Targets
1	Stereo isomerism	Optical isomerism – Optical activity, enantiomerism, diastereoisomerism, meso compounds, Elements of symmetry, chiral and achiral molecules, DL system of nomenclature of optical isomers, sequence rules, RS system of nomenclature of optical isomers, Reactions of chiral molecules, Racemic modification and resolution of racemic mixture. Asymmetric synthesis: partial and absolute	10	1,2,3,4,5	13.3, 13.a
2	Geometrical isomerism	Nomenclature of geometrical isomers (Cis Trans, EZ, Syn Anti systems), Methods of determination of configuration of geometrical isomers. Conformational isomerism in Ethane, n-Butane and Cyclohexane. Stereo isomerism in biphenyl compounds (Atropisomerism) and conditions for optical activity. Stereospecific and stereoselective reactions	10	1,2,3,4,5	13.3, 13.a
3	Heterocyclic compounds	Nomenclature and classification, Synthesis, reactions and medicinal uses of following compounds/derivatives Pyrrole, Furan, and Thiophene, Relative aromaticity and reactivity of Pyrrole, Furan and Thiophene	10	1,2,3,4,5	13.a
4	Synthetic reactions and medicinal uses of following compounds / derivatives	Pyrazole, Imidazole, Oxazole and Thiazole, Pyridine, Quinoline, Isoquinoline, Acridine and Indole. Basicity of pyridine. Synthesis and medicinal uses of Pyrimidine, Purine, azepines and their derivatives	10	1,2,3,4,5	13.a
5	Reaction of synthetic compounds and its importance	Metal hydride reduction (NaBH and LiAlH ₄ reduction), Clemmensen reduction, Birch reduction, Wolff Kishner reduction. Oppenauer-oxidation and Dakin reaction, Beckmanns rearrangement and Schmidt rearrangement. Claisen-Schmidt condensation	10	1,2,3,4,5	13.3, 13.a

Reference Books:

Organic chemistry by I.L. Finar, Volume-I & II.

A text book of organic chemistry – Arun Bahl, B.S. Bahl. Heterocyclic Chemistry by Raj K. Bansal

Organic Chemistry by Morrison and Boyd Heterocyclic Chemistry by T.L. Gilchrist

e-Learning Source:

<https://www.researchgate.net/publication/343318646> PHARMACEUTICAL ORGANIC CHEMISTRY-II

Course Articulation Matrix:(Mapping of Cos with POs and PSOs)														
PO-PSO CO	PO1	PO2	PO3	PO4	PO5	PO6	PO7	PO8	PO9	PO10	PO11	PSO1	PSO2	PSO3
CO1	3	1	2	-	-	1	-	-	2	1	2	2	1	1
CO2	3	1	2	-	-	1	-	-	1	1	2	2	1	1
CO3	3	1	2	-	-	2	-	-	2	1	2	2	1	1
CO4	3	1	2	-	-	1	-	-	1	1	2	2	1	1
CO5	3	1	2	-	-	1	-	-	1	1	2	2	1	1



**INTEGRAL
UNIVERSITY**



**FACULTY OF PHARMACY
DEPARTMENT OF PHARMACY**



1-Low Correlation; 2- Moderate Correlation; 3- Substantial Correlation

<p>Prof. (Dr.) Kuldeep Singh</p> <p>Name & Sign of Program Coordinator</p>	<p>Head Department of Pharmacy Integral University Lucknow</p>
--	--



Course Code	BP402T	Title of the Course	MEDICINAL CHEMISTRY I	L	T	P	C	SDG Goals
Year	II	Semester	IV	3	1	-	4	
Course Objectives	1. To know about the fundamental knowledge of the history of medicinal chemistry, therapeutic value and biotransformation of drugs. 2. Understand the chemistry of drugs with respect to their biological activity. 3. Know the metabolism, adverse effects and therapeutic value of drugs. 4. Understand the mechanism and importance of SAR.							

Course Outcomes

CO1	Describe the history and development of medicinal chemistry, influence of physicochemical properties on drug action, kinetics, drug metabolism based on the understanding of physicochemical properties and metabolism.
CO2	Demonstrate the biosynthesis, catabolism and receptor interactions of cholinergic neurotransmitters based on understanding with chemical structure, drug's therapeutic potential, structure activity relationship and synthesis of parasympathomimetic agents, cholinesterase inhibitors and cholinergic blocking agents.
CO3	Demonstrate the biosynthesis catabolism and receptor interaction of adrenergic neurotransmitters based on understanding with chemical structure, drug's therapeutic potential, structure activity relationship and synthesis of sympathomimetic agents and adrenergic blockers.
CO4	Illustrate the drug's therapeutic potential, structure activity relationship based on their understanding of the chemical structure of CNS acting drugs: sedatives and hypnotics, antipsychotics and anticonvulsants.
CO5	Illustrate the drug's therapeutic potential, structure activity relationship based on their understanding of the chemical structure of the drugs: general anesthetics, narcotic and non-narcotic analgesic and anti-inflammatory agents.

Unit No.	Title of the Unit	Content of Unit	Contact Hrs.	Mapped CO	SDG Targets
1	Introduction to Medicinal Chemistry	History and development of medicinal chemistry. Physicochemical properties in relation to biological action. Ionization, Solubility, Partition Coefficient, Hydrogen bonding, Protein binding, Chelation, Bioisosterism, Optical and Geometrical isomerism. Drug metabolism Drug metabolism principles - Phase I and Phase II. Factors affecting drug metabolism including stereo chemical aspects.	10	1	13.3, 13.a
2	Adrenergic Neurotransmitters: Sympathomimetic agents:	Biosynthesis and catabolism of catecholamine. Adrenergic receptors (Alpha & Beta) and their distribution. SAR of Sympathomimetic agents Direct acting: Nor-epinephrine, Epinephrine, Phenylephrine*, Dopamine, Methyl dopa, Clonidine, Dobutamine, Isoproterenol, Terbutaline, Salbutamol*, Bitolterol, Naphazoline, Oxymetazoline and Xylometazoline. Hydroxyamphetamine, Pseudoephedrine, Propylhexedrine. Ephedrine, Metaraminol. Alpha adrenergic blockers: Tolazoline*, Phentolamine, Phenoxybenzamine, Prazosin, Dihydroergotamine, Methysergide. SAR of beta blockers, Propranolol*, Metibranolol, Atenolol, Betazolol, Bisoprolol, Esmolol, Metoprolol, Labetolol, Carvedilol.	10	2	13.3, 13.a
3	Cholinergic neurotransmitters: Parasympathomimetic agents: SAR of Parasympathomimetic agents	Biosynthesis and catabolism of acetylcholine. Cholinergic receptors (Muscarinic & Nicotinic) and their distribution. Direct acting agents: Acetylcholine, Carbachol*, Bethanechol, Methacholine, Pilocarpine. Indirect acting/ Cholinesterase inhibitors (Reversible & Irreversible): Physostigmine, Neostigmine*, Pyridostigmine, Edrophonium chloride Tacrine hydrochloride, Ambenonium chloride, Isoflurophate, Echothiophate iodide, Parathione, Malathion. Cholinesterase reactivator: Pralidoxime chloride. Cholinergic Blocking agents: SAR of cholinolytic agents Solanaceous alkaloids and analogues: Atropine sulphate, Hyoscyamine sulphate, Scopolamine hydrobromide, Homatropine hydrobromide, Ipratropium bromide*. Synthetic cholinergic blocking agents: Tropicamide, Cyclopentolate hydrochloride, Clidinium bromide, Dicyclomine hydrochloride*, Glycopyrrrolate, Methantheline bromide,	10	3	13.a



		Propanthelinebromide, Benztropinemesylate, Orphenadrine citrate, Biperidine hydrochloride, Procyclidine hydrochloride*, Tridihexethyl chloride, Isopropamide iodide, Ethopropazine hydrochloride.			
4	Drugs acting on Central Nervous System	<p>Sedatives and Hypnotics: Benzodiazepines: SAR of Benzodiazepines, Chlordiazepoxide, Diazepam*, Oxazepam, Chlorazepate, Lorazepam, Alprazolam, Zolpidem</p> <p>Barbiturates: SAR of barbiturates, Barbitol*, Phenobarbital, Mephobarbital, Amobarbital, Butobarbital, Pentobarbital, Secobarbital.</p> <p>Miscellaneous:</p> <p>Amides & imides: Glutethimide. Alcohol & their carbamate derivatives: Meprobamate, Ethchlorvynol, Aldehyde & their derivatives: Triclosol sodium, Paraldehyde. Antipsychotics</p> <p>Phenothiazines: SAR of Phenothiazines- Promazine hydrochloride, Chlorpromazine hydrochloride*, Trifluorpromazine, Thioridazine hydrochloride, Piperacetazine hydrochloride, Prochlorperazine maleate, Trifluoperazine hydrochloride.</p> <p>Ring Analogues of Phenothiazines: Chlorprothixene, Thiothixene, Loxapine succinate, Clozapine. Flurobuterophenones: Haloperidol, Droperidol, Risperidone. Beta amino ketones: Molindone hydrochloride. Benzamides: Sulpieride.</p> <p>Anticonvulsants: SAR of Anticonvulsants, mechanism of anticonvulsant</p> <p>Action Barbiturates: Phenobarbitone, Methabarbitol. Hydantoins: Phenytoin*, Mephentyoin, Ethotoin. Oxazolidinediones: Trimethadione, Paramethadione</p> <p>Succinimides: Phensuximide, Methsuximide, Ethosuximide* Urea and</p> <p>Monoacylureas: Phenacemide, Carbamazepine*</p> <p>Benzodiazepines: Clonazepam</p> <p>Miscellaneous: Primidone, Valproic acid, Gabapentin, Felbamate</p>	8	4	13.a
5	Drugs acting on Central Nervous System	<p>General anesthetics: Dissociative anesthetics: Ketamine hydrochloride.* Ultra short acting barbiturates: Methohexital sodium*, Thiamylal sodium, Thiopental sodium.</p> <p>Inhalation anesthetics: Halothane*, Methoxyflurane, Enflurane, Sevoflurane, Isoflurane, Desflurane. Narcotic and non-narcotic analgesics</p> <p>Morphine and related drugs: SAR of Morphine analogues, Morphine sulphate, Codeine, Meperidine hydrochloride, Anileridine hydrochloride, Diphenoxylate hydrochloride, Loperamide hydrochloride, Fentanyl citrate*, Methadone hydrochloride*, Propoxyphene hydrochloride, Pentazocine, Levorphanoltartarate.</p> <p>Narcotic antagonists: Nalorphine hydrochloride, Levallorphan tartarate, Naloxone hydrochloride.</p> <p>Anti-inflammatory agents: Sodium salicylate, Aspirin, Mefenamic acid*, Meclofenamate, Indomethacin, Sulindac, Tolmetin, Zomepirac, Diclofenac, Ketorolac, Ibuprofen*, Naproxen, Piroxicam, Phenacetin, Acetaminophen, Antipyrine, Phenylbutazone.</p>	7	5	13.3, 13.a
Reference Books:					
Wilson and Gisvold's Organic medicinal and Pharmaceutical Chemistry.					
Foye's Principles of Medicinal Chemistry.					
Burger's Medicinal Chemistry, Vol I to IV.					
Introduction to principles of drug design- Smith and Williams.					
Remington's Pharmaceutical Sciences.					
Martindale's extra pharmacopoeia.					
e-Learning Source:					
https://www.amazon.in/Gisvold's-Textbook-Medicinal-Pharmaceutical-Chemistry/dp/0781779294					
https://www.elsevier.com/books/medicinal-chemistry/barret/978-1-78548-288-5					
https://www.science.org/content/blog-post/medicinal-chemistry-books-2019					
https://ilizone.in/mod/resource/view.php?id=172237					



INTEGRAL UNIVERSITY



FACULTY OF PHARMACY
DEPARTMENT OF PHARMACY



PO-PSO CO	Course Articulation Matrix:(Mapping of Cos with POs and PSOs)													
	PO1	PO2	PO3	PO4	PO5	PO6	PO7	PO8	PO9	PO10	PO11	PSO1	PSO2	PSO3
CO1	3	-	3	2	-	-	-	-	-	2	2	1	1	2
CO2	3	-	3	3	-	-	-	-	-	2	2	1	1	3
CO3	3	-	3	3	-	1	-	1	-	2	2	1	1	3
CO4	3	-	3	2	-	1	-	1	-	2	2	1	1	3
CO5	3	-	3	2	-	1	-	-	-	2	2	1	1	3

1-Low Correlation; 2- Moderate Correlation; 3- Substantial Correlation

Prof. (Dr.) Kuldeep Singh Name & Sign of Program Coordinator	Sign & Seal Head Department of Pharmacy Integral University Lucknow
---	---



Course Code	BP403T	Title of the Course	PHYSICAL PHARMACEUTICS II	L	3	T	1	P	-	C	4	SDG Goals	
Year	II	Semester	IV										
Course Objectives	1. Understand various physicochemical properties of drug molecules in the designing the dosage form 2. Understand the concept of viscosity and flow behavior in the formulation development and evaluation of dosage forms. 3. Knowledge of physicochemical properties, formulation factors and instability markers in development of biphasic liquid dosages forms. 4. Demonstrate the application of particle size in designing the dosages forms. 5. Know the principles of chemical kinetics & to use them in assigning expiry date for Formulation												

Course Outcomes	
CO1	Describe properties and applications of colloids, suspensions and emulsion using pharmaceutical complexes in theoretical evaluations.
CO2	Analyze interfacial phenomenon, wetting and rheology concepts using diagrams, equations and applied problem sets. and thermodynamics
CO3	Explain principles and pharmaceutical relevance of micromeritics, including flow properties particle size analysis and specific surfaces area calculations.
CO4	Evaluate drug stability, degradation kinetics and shelf life prediction methods using kinetic model and stability protocols
CO5	Interpret complexation phenomenon protein binding interactions using pharmaceutical systems and experimental approaches.

Unit No.	Title of the Unit	Content of Unit	Contact Hrs.	Mapped CO	SDG Targets
1	Colloidal dispersions	Classification of dispersed systems & their general characteristics, size & shapes of colloidal particles, classification of colloids & comparative account of their general properties. Optical, kinetic & electrical properties. Effect of electrolytes, coacervation, peptization & protective action.	7	1	9.3 9.4 9.5 9.a
2	Rheology Deformation of solids	Newtonian systems, law of flow, kinematic viscosity, effect of temperature, non-Newtonian systems, pseudoplastic, dilatant, plastic, thixotropy, thixotropy in formulation, determination of viscosity, capillary, falling Sphere, rotational viscometers Plastic and elastic deformation, Heckel equation, Stress, Strain, Elastic Modulus	10	2	9.1 9.2 9.3 9.a
3	Coarse dispersion	Suspension, interfacial properties of suspended particles, settling in suspensions, formulation of flocculated and deflocculated suspensions. Emulsions and theories of emulsification, microemulsion and multiple emulsions; Stability of emulsions, preservation of emulsions, rheological properties of emulsions and emulsion formulation by HLB method.	10	3	9.1 9.2 9.3 9.5
4	Micromeritics	Particle size and distribution, mean particle size, number and weight distribution, particle number, methods for determining particle size by different methods, counting and separation method, particle shape, specific surface, methods for determining surface area, permeability, adsorption, derived properties of powders, porosity, packing arrangement, densities, bulkiness & flow properties.	10	4	9.1 9.2 9.3 9.b
5	Drug stability	Reaction kinetics: zero, pseudo-zero, first & second order, units of basic rate constants, determination of reaction order. Physical and chemical factors influencing the chemical degradation of pharmaceutical product: temperature, solvent, ionic strength, dielectric constant, specific & general acid base catalysis, Simple numerical problems. Stabilization of medicinal agents against common reactions like hydrolysis & oxidation. Accelerated stability testing in expiration dating of pharmaceutical dosage forms. Photolytic degradation and its prevention	10	5	9.2 9.3 9.5

Reference Books:

Physical Pharmacy by Alfred Martin, Sixth edition

Physical Pharmaceutics by Ramasamy C, and Manavalan R

Tutorial pharmacy by Cooper and Gunn.

Lieberman H.A, Lachman C., Pharmaceutical Dosage forms, Tablets, Volume-1 to 3, Marcel Dekkar Inc.

e-Learning Source:

https://www.academia.edu/26735219/Martins_physical_pharmacy_and_pharmaceutical_sciences_6th_edition



INTEGRAL UNIVERSITY




FACULTY OF PHARMACY
DEPARTMENT OF PHARMACY



PO-PSO CO	Course Articulation Matrix:(Mapping of Cos with POs and PSOs)													
	PO1	PO2	PO3	PO4	PO5	PO6	PO7	PO8	PO9	PO10	PO11	PSO1	PSO2	PSO3
CO1	3	-	2	-	-	-	-	-	-	-	1	3	1	3
CO2	3	2	2	2	-	-	-	-	-	-	1	3	1	3
CO3	3	-	2	2	-	-	-	-	-	-	1	3	2	3
CO4	3	2	2	3	-	-	-	-	-	-	1	3	2	3
CO5	3	2	2	2	-	-	-	-	-	-	1	3	2	3

1-Low Correlation; 2- Moderate Correlation; 3- Substantial Correlation

Prof. (Dr.) Kuldeep Singh Name & Sign of Program Coordinator	 Sign & Seal of Head Department of Pharmacy Integral University Lucknow
---	--



Course Code	BP404T	Title of the Course	PHARMACOLOGY I	L	3	T	1	P	-	C	4	SDG Goals	3, 4, 5, 6, 7, 8, 9, 10, 11, 12, 13, 14, 15, 16, 17, 18, 19, 20, 21, 22, 23, 24, 25, 26, 27, 28, 29, 30, 31, 32, 33, 34, 35, 36, 37, 38, 39, 40, 41, 42, 43, 44, 45, 46, 47, 48, 49, 50, 51, 52, 53, 54, 55, 56, 57, 58, 59, 60, 61, 62, 63, 64, 65, 66, 67, 68, 69, 70, 71, 72, 73, 74, 75, 76, 77, 78, 79, 80, 81, 82, 83, 84, 85, 86, 87, 88, 89, 90, 91, 92, 93, 94, 95, 96, 97, 98, 99, 100
Year	II	Semester	IV										
Course Objectives	<ol style="list-style-type: none"> 1. Have sound knowledge of fundamental principles and their applications in the area of Pharmaceutical Sciences and Technology. 2. Develop ability for in - depth analytical and critical thinking in order to identify, formulate and solve the issues related to Pharmaceutical Industry, Regulatory Agencies, and Hospital Pharmacy & Community Pharmacy and also in depth knowledge to design synthetic and analytical processes to perform experiments on synthesis, design, pharmaceutical analysis, pharmacological evaluation and formulation problems. 3. Develop an ability to use lab equipment and different kinds of simulation software with an ability to solve, analyze and interpret data generated from Formulation Development, Quality Control & Quality Assurance. 4. Develop written and oral communication skills in order to communicate effectively the outcomes of the Pharmaceutical problems. They also learn to acquire sound knowledge in order to execute the responsibilities successfully towards developing expertise as per the needs of industry and academia. 5. Develop team spirit, apart from responding to the social needs and professional ethics and also develop an aptitude along with problem-solving skills and aptitude to participate and succeed in competitive examinations for lifelong learning and continuous professional development. 6. Develop an understanding for the need of pharmaceutical sciences and technology towards giving quality life to people in society and also demonstrate knowledge of Research & Development in different disciplines of Pharmaceutical Sciences and Technology 												

Course Outcomes	
CO1	Explain the basic concepts of pharmacology including drug classification, routes of administration, pharmacokinetics, and pharmacodynamics using theoretical models and standard terminology.
CO2	Analyze the mechanisms of action and therapeutic applications of drugs acting on the autonomic nervous system, including cholinergic and adrenergic agents.
CO3	Classify various neurotransmitters and describe their roles in signal transmission, with emphasis on the somatic, sympathetic, and parasympathetic systems.
CO4	Compare the adverse effects, contraindications, and drug interactions of ANS-related medications using clinical examples and case-based learning.
CO5	Illustrate the pharmacological rationale for drug selection in common clinical conditions involving the ANS and apply it in case-based assessments.

Unit No.	Title of the Unit	Content of Unit	Contact Hrs.	Mapped CO	SDG Targets
1	General Pharmacology:	Introduction to Pharmacology- Definition, historical landmarks and scope of pharmacology, nature and source of drugs, essential drugs concept and routes of drug administration, Agonists, antagonists (competitive and non competitive), spare receptors, addiction, tolerance, dependence, tachyphylaxis, idiosyncrasy, allergy. Pharmacokinetics- Membrane transport, absorption, distribution, metabolism and excretion of drugs Enzyme induction, enzyme inhibition, kinetics of elimination	2	1	3.5, 3.b, 3.d
2	Adverse drug reactions.	Pharmacodynamics- Principles and mechanisms of drug action. Receptor theories and classification of receptors, regulation of receptors. drug receptors interactions signal transduction mechanisms, G-protein-coupled receptors, ion channel receptor, transmembrane enzyme linked receptors, transmembrane JAK-STAT binding receptor and receptors that regulate transcription factors, dose response relationship, therapeutic index, combined effects of drugs and factors modifying drug action. Drug interactions (pharmacokinetic and pharmacodynamic) Drug discovery and clinical evaluation of new drugs -Drug discovery phase, preclinical evaluation phase, clinical trial phase, phases of clinical trials and pharmacovigilance.	2	2	3.b, 3.d
3	Pharmacology of drugs acting on peripheral nervous system	Organization and function of ANS. Neurohumoral transmission, co-transmission and classification of neurotransmitters. Parasympathomimetics, Parasympatholytics, Sympathomimetics, sympatholytics. Neuromuscular blocking agents and skeletal muscle relaxants (peripheral). Local anesthetic agents. Drugs used in myasthenia	2	3	3.4, 3.5, 3.b, 3.d



		gravis and glaucoma			
4	Pharmacology of drugs acting on central nervous system	Neurohumoral transmission in the C.N.S. special emphasis on importance of various neurotransmitters like with GABA, Glutamate, Glycine, serotonin, dopamine. General anesthetics and pre-anesthetics. Sedatives, hypnotics and centrally acting muscle relaxants. Anti-epileptics Alcohols and disulfiram	2	4	3.4, 3.5, 3.b, 3.d
5	Pharmacology of drugs acting on central nervous system	Psychopharmacological agents: Antipsychotics, antidepressants, anti-anxiety agents, anti-manics and hallucinogens. Drugs used in Parkinson's disease and Alzheimer's disease. CNS stimulants and nootropics. Opioid analgesics and antagonists, Drug addiction, drug abuse, tolerance and dependence.	2	5	3.4, 3.5, 3.a, 3.b, 3.d,

Reference Books:

Tripathi, K.D., 2013. Essentials of medical pharmacology. JP Medical Ltd.

Rang, H.P., Dale, M.M., Ritter, J.M., Flower, R.J. and Henderson, G., 2011. Rang & Dale's pharmacology. Elsevier Health Sciences.

Katzung, B.G., Masters, S.B. and Trevor, A.J. eds., 2004. Basic & clinical pharmacology.

Goodman, L.S., 1996. Goodman and Gilman's the pharmacological basis of therapeutics (Vol. 1549, pp. 1361-1373). New York: McGraw-Hill.

e-Learning Source:

https://www.academia.edu/26735219/Martins_physical_pharmacy_and_pharmaceutical_sciences_6th_edition

PO-PSO CO	Course Articulation Matrix: (Mapping of Cos with POs and PSOs)													
	PO1	PO2	PO3	PO4	PO5	PO6	PO7	PO8	PO9	PO10	PO11	PSO1	PSO2	PSO3
CO1	3	1	2	1	-	3	1	1	1	1	2	3	2	2
CO2	3	1	3	2	-	3	1	1	2	1	2	3	2	2
CO3	3	1	2	1	-	3	1	1	1	1	2	3	2	3
CO4	3	2	3	2	1	3	3	3	3	2	2	3	2	2
CO5	3	2	3	2	1	3	3	3	3	2	2	3	2	3

1-Low Correlation; 2- Moderate Correlation; 3- Substantial Correlation

Prof. (Dr.) Kuldeep Singh Name & Sign of Program Coordinator	 Head Department of Pharmacy Integral University Lucknow
---	--



Course Code	BP405T	Title of the Course	PHARMACOGNOSY & PHYTOCHEMISTRY I	L		T		P		C		SDG Goals
Year	II	Semester	IV	3		1		-		4		
Course Objectives	1. To know the techniques in the cultivation and production of crude drugs 2. To know the crude drugs, their uses and chemical nature 3. Know the evaluation techniques for the herbal drugs 4. To carry out the microscopic and morphological evaluation of crude drugs											

Course Outcomes

CO1	Evaluate crude drugs on the basis of WHO guidelines with respect to its biological sources, macroscopy, microscopy, chemical constituents and uses.
CO2	Describe the concepts of cultivation on basis of WHO guidelines, implicated for improvement of quality of medicinal plants and minimization of crop destruction
CO3	Demonstrate the importance of Plant tissue culture techniques, based on understanding of basic requirements, growth and their maintenance, for augmented exploitation of natural resources.
CO4	Explain the contribution of traditional systems of medicine, given the specific principles of each system, for improvement in health care.
CO5	Identify the secondary metabolites on the basis of its structure, distribution, properties and tests for identification to understand its role in health care.

Unit No.	Title of the Unit	Content of Unit	Contact Hrs.	Mapped CO	SDG Targets
1	Introduction to Pharmacognosy	Definition, history, scope and development of Pharmacognosy (b) Sources of Drugs – Plants, Animals, Marine & Tissue culture (c) Organized drugs, unorganized drugs (dried latex, dried juices, dried extracts, gums and mucilages, oleoresins and oleo- gum –resins). Classification of drugs: Alphabetical, morphological, taxonomical, chemical, pharmacological, chemo and sero taxonomical classification of drugs Quality control of Drugs of Natural Origin: Adulteration of drugs of natural origin. Evaluation by organoleptic, microscopic, physical, chemical and biological methods and properties. Quantitative microscopy of crude drugs including lycopodium spore method, leaf constants, camera lucida and diagrams of microscopic objects to scale with camera lucida.	10	1	-
2	Cultivation, Collection, Processing and storage of drugs of natural origin:	Cultivation and Collection of drugs of natural origin Factors influencing cultivation of medicinal plants. Plant hormones and their applications. Polyploidy, mutation and hybridization with reference to medicinal plants Conservation of medicinal plants	10	2	-
3	Plant tissue culture:	Historical development of plant tissue culture, types of cultures, Nutritional requirements, growth and their maintenance. Applications of plant tissue culture in pharmacognosy. Edible vaccines	7	3	-
4	Pharmacognosy in various systems of medicine	Role of Pharmacognosy in allopathy and traditional systems of medicine namely, Ayurveda, Unani, Siddha, Homeopathy and Chinese systems of medicine. Introduction to secondary metabolites: Definition, classification, properties and test for identification of Alkaloids, Glycosides, Flavonoids, Tannins, Volatile oil and Resins	10	4	-
5	Study of biological source, chemical nature and uses of drugs of natural origin containing following drugs Plant Products	Fibers – Cotton, Jute, Hemp Hallucinogens, Teratogens, Natural allergens Primary metabolites: General introduction, detailed study with respect to chemistry, sources, preparation, evaluation, preservation, storage, therapeutic used and commercial utility as Pharmaceutical Aids and/or Medicines for the following Primary metabolites: Carbohydrates: Acacia, Agar, Tragacanth, Honey Proteins and Enzymes: Gelatin, casein, proteolytic enzymes (Papain, bromelain, serratiopeptidase, urokinase, streptokinase, pepsin). Lipids(Waxes, fats, fixed oils) : Castor oil, Chaulmoogra oil, Wool Fat, Bees Wax Marine Drugs: Novel medicinal agents from marine sources	8	5	-



Reference Books:

1. W.C. Evans, Trease and Evans Pharmacognosy, 16th edition, W.B. Saunders & Co., London, 2009.
2. Tyler, V.E., Brady, L.R. and Robbers, J.E., Pharmacognosy, 9th Edn., Lea and Febiger, Philadelphia, 1988.
3. Text Book of Pharmacognosy by T.E. Wallis

e-Learning Source:

https://www.researchgate.net/publication/320452634_Text_Book_of_Pharmacognosy_and_Phytochemistry

Course Articulation Matrix: (Mapping of Cos with POs and PSOs)

PO-PSO CO	PO1	PO2	PO3	PO4	PO5	PO6	PO7	PO8	PO9	PO10	PO11	PSO1	PSO2	PSO3
CO1	3	-	2	1	2	-	1	-	-	2	1	3	2	2
CO2	3	1	3	2	-	1	1	-	-	2	2	3	2	3
CO3	2	-	2	2	-	1	1	1	1	2	2	2	2	2
CO4	3	-	2	2	2	1	1	1	-	2	2	3	3	3
CO5	2	1	2	2	2	1	1	1	1	2	2	3	3	3

1-Low Correlation; 2- Moderate Correlation; 3- Substantial Correlation

Prof. (Dr.) Kuldeep Singh Name & Sign of Program Coordinator	 Sign & Seal of HOD Department of Pharmacy Integral University Lucknow.
---	---



Course Code	BP406P	Title of the Course	MEDICINAL CHEMISTRY I	L	T	P	C	SDG Goals
Year	II	Semester	IV	-	-	4	2	-
Course Objectives	1. Understand the chemistry of drugs with respect to their pharmacological activity 2. Understand the drug metabolic pathways, adverse effect and therapeutic value of drugs 3. Know the Structural Activity Relationship (SAR) of different class of drugs 4. Write the chemical synthesis of some drugs							

Course Outcomes	
CO1	Synthesize organic intermediates such as 1,3-pyrazole, 1,3-oxazole, benzimidazole, and 2,3-diphenyl quinoxaline using standard laboratory procedures and confirm their identity through physical observations.
CO2	Synthesize selected therapeutic agents such as benzocaine, phenytoin, phenothiazine and barbiturates using standard procedures and confirm their identity through Physical observations.
CO3	Assess the purity and potency of CNS drugs like chlorpromazine, phenobarbitone, and atropine using various pharmacopoeial methods.
CO4	Assess the purity and potency of commonly used drugs such as ibuprofen, aspirin and furosemide using various pharmacopoeial methods.
CO5	Determine the Partition coefficient of drugs like paracetamol, diclofenac and correlate them with their pharmacological activity.

Experiment No.	Title of the Experiment	Content of Unit	Contact Hrs.	Mapped CO	SDG Targets
1	Preparation of intermediates	1,3-pyrazole, 1,3-oxazole, Benzimidazole, Benztriazole, 2,3-diphenylquinoxaline	10	1	-
2	Preparation of drugs	Benzocaine, Phenytoin, Phenothiazine, Barbiturate	8	2	-
3	Assay of CNS drugs	Chlorpromazine, Phenobarbitone, Atropine	12	3	-
4	Assay of commonly used drugs	Ibuprofen, Aspirin, Furosemide	4	4	-
5	Determination of Partition coefficient	Partition coefficient of paracetamol and diclofenac	4	5	-

e-Learning Source:

https://drive.google.com/file/d/1_s04DZqFKuSSfz5RicxHz6cTDEPVGINx/view?usp=sharing

https://www.chemcome.com/wp-content/uploads/2020/11/Principles-of-Instrumental-Analysis-7th-edition-Skoog-by-Douglas-A.-Skoog-F.-James-Holler-Stanley-R.-Crouch-z-lib.org_.pdf

Course Articulation Matrix: (Mapping of Cos with POs and PSOs)														
PO-PSO CO	PO1	PO2	PO3	PO4	PO5	PO6	PO7	PO8	PO9	PO10	PO11	PSO1	PSO2	PSO3
CO1	3	1	1	1		-	-	1	1	2	2	3	1	2
CO2	3	1	1	1		1	-	1	1	2	2	3	2	2
CO3	3	1	2	1	1	1	-	1	1	1	2	3	2	3
CO4	3	1	2	1	1	1	-	1	1	1	2	3	2	3
CO5	3	1	2	2			-	1		-	2	2	1	2

1- Low Correlation; 2- Moderate Correlation; 3- Substantial Correlation

Prof. (Dr.) Kuldeep Singh Name & Sign of Program Coordinator	 Sign & Seal of HOD Department of Pharmacy Integral University Lucknow
---	--



Course Code	BP407P	Title of the Course	PHYSICAL PHARMACEUTICS II	L	T	P	C	SDG Goals
Year	II	Semester	IV	-	-	4	2	-
Course Objectives	1. Understand various physicochemical properties of drug molecules in the designing the dosage forms 2. Know the principles of chemical kinetics & to use them for stability testing and determination of expiry date of formulations 3. Demonstrate use of physicochemical properties in the formulation development and evaluation of dosage forms.							

Course Outcomes

CO1	Understand the Methods for determining particle size distribution (sieving and microscopic), bulk density, true density, and porosity.
CO2	Analyze the angle of repose of the given powder sample.
CO3	Analyze the viscosity of liquids by Ostwald's viscometer and semi-solids by Brookfield viscometer.
CO4	Understand the sedimentation volume with various suspending agents and varying concentrations of a single suspending agent.
CO5	Analyze the reaction rate constants for first and second order reactions, and conducting accelerated stability studies and shelf life determination for aspirin.

Experiment No.	Title of the Experiment	Content of Unit	Contact Hrs.	Mapped CO	SDG Targets
1	Micromeritics	Determination of particle size distribution using sieving method. Determination of particle size distribution in disperse medium using microscopic method. Determination of bulk density, true density and porosity.	12	1	-
2	Density & Porosity	Determination of angle of repose of the given powder sample.	4	2	-
3	Rheology & Deformation of solids	Determination of viscosity of liquid using ostwald's viscometer. Determination of viscosity of semi-solid by using Brookfield viscometer.	8	3	-
4	Coarse Dispersion	Determination of sedimentation volume with effect of different suspending agent. Determination sedimentation volume with effect of different concentration of single suspending agent	8	4	-
5	Drug Stability	Determination of reaction rate constant for first order reaction. Determination of reaction rate constant for second order reaction. Determination of shelf life of aspirin and accelerated stability studies.	16	5	-

e-Learning Source:

<https://innocentbalti.files.wordpress.com/2015/01/martins-physical-pharmacy-6th-ed-2011-dr-murtadha-alshareifi.pdf>

Course Articulation Matrix:(Mapping of Cos with POs and PSOs)														
PO-PSO CO	PO1	PO2	PO3	PO4	PO5	PO6	PO7	PO8	PO9	PO10	PO11	PSO1	PSO2	PSO3
CO1	3	-	3	2	-	-	-	-	-	2	2	3	2	3
CO2	3	-	3	2	-	-	-	-	-	2	2	3	1	3
CO3	3	-	3	2	-	-	-	-	-	2	2	3	2	3
CO4	3	-	3	2	-	1	-	-	-	2	2	3	2	2
CO5	3	-	3	2	1	1	-	-	-	2	2	3	2	3

1-Low Correlation; 2- Moderate Correlation; 3- Substantial Correlation

Prof. (Dr.) Kuldeep Singh

Name & Sign of Program Coordinator

Head
Department of Pharmacy
Integral University
Lucknow



Course Code	BP408P	Title of the Course	PHARMACOLOGY I	L	T	P	C	SDG Goals
Year	II	Semester	IV	-	-	4	2	-
Course Objectives	1. To understand the fundamental of experimental pharmacology. 2. To perform the different activities of drugs acting on CNS, GIT etc. on different animal models (simulation)							

Course Outcomes	
CO1	Describe the principles of experimental pharmacology and identify common lab animals and instruments used in pharmacological studies as per CPCSEA guidelines.
CO2	Demonstrate laboratory techniques including blood withdrawal, plasma separation, anesthesia, and drug administration routes in animal models.
CO3	Evaluate pharmacodynamic effects of drugs on systems like CNS and ANS using models such as actophotometer, rota-rod, and rabbit eye.
CO4	Interpret results of behavioral studies and screening methods including anxiolytic, anti-catatonic, and anticonvulsant activity using standardized animal protocols.
CO5	Assess enzyme induction effects, local anesthetic activity, and ciliary motility alterations to correlate experimental outcomes with pharmacological actions.

Experiment No.	Title of the Experiment	Content of Unit	Contact Hrs.	Mapped CO	SDG Targets
1	Basics of pharmacology	Introduction to experimental pharmacology	4	1	-
2	Instrument	Commonly used instruments in experimental pharmacology.	4	3	-
3	Lab. animals	Study of common laboratory animals.	4	1	-
4	CPCSEA rules	Maintenance of laboratory animals as per CPCSEA guidelines.	4	2	-
5	Lab. techniques	Common laboratory techniques Blood withdrawal. serum and plasma separation anesthetics and euthanasia used for animal studies.	4	2	-
6	Drug administration	Study of different routes of drugs administration in mice/rats.	4	1	-
7	Effect of enzyme inducer	Study of effect of hepatic microsomal enzyme inducers on the phenobarbitone sleep time in mice.	4	4	-
8	Ciliary motility	Effect of drugs on ciliary motility of frog oesophagus.	4	4	-
9	Mydriasis	Effect of drugs on rabbit eye	4	5	-
10	Relaxant effect	Effects of skeletal muscle relaxants using rota-rod apparatus	4	5	-
11	Motor activity	Effect of drugs on locomotor activity using actophotometer.	4	5	-
12	Anticonvulsant	Anticonvulsant effect of drugs by MES and PTZ method:	4	5	-
13	Anticatatonic	Study of stereotype and anti-catatonic activity of drugs on rats/mice.	4	5	-
14	Anxiolytic	Study of anxiolytic activity of drugs using rats/mice:	4	5	-
15	Local anesthesia	Study of local anesthetics by different methods.	4	3	-

e-Learning Source:

<https://www.pragationline.com/wp-content/uploads/2020/03/N3992-Practical-Book-of-Pharmacology-2.pdf>

Course Articulation Matrix: (Mapping of Cos with POs and PSOs)														
PO-PSO CO	PO1	PO2	PO3	PO4	PO5	PO6	PO7	PO8	PO9	PO10	PO11	PSO1	PSO2	PSO3
CO1	3	-	2	-	-	2	-	-	-	2	1	3	2	2
CO2	3	-	3	2	-	2	-	1	-	2	2	3	2	2
CO3	3	-	3	2	-	-	-	-	-	2	2	3	2	2
CO4	3	-	3	2	-	-	-	-	-	2	2	3	2	2
CO5	3	-	3	2	-	1	-	1	-	2	2	3	2	2

1-Low Correlation; 2- Moderate Correlation; 3- Substantial Correlation

Prof. (Dr.) Kuldeep Singh

Name & Sign of Program Coordinator

Sign & Seal of HOD

Integral University Lucknow



Course Code	BP409P	Title of the Course	PHARMACOGNOSY & PHYTOCHEMISTRY I	L	T	P	C	SDG Goals
Year	II	Semester	IV	-	-	4	2	-
Course Objectives	1. To know the techniques in the cultivation and production of crude drugs 2. To know the crude drugs, their uses and chemical nature 3. Know the evaluation techniques for the herbal drugs 4. To carry out the microscopic and morphological evaluation of drugs							

Course Outcomes	
CO1	Identify the parts of compound microscope and explain its use in crude drug analysis through hands on demonstration.
CO2	Based on the sample, accurately determine microscopic characteristics such as starch grain diameter, crystal size, fiber dimensions, stomatal number and index, and vein islet and termination numbers.
CO3	Determine and analyze the swelling index and foaming index in given sample using standard procedures.
CO4	Estimate moisture content, ash value, and water-soluble and alcohol-soluble extractive values of crude drug samples to assess quality and purity using standard methods
CO5	Perform chemical identification test for agar acacia etc.


Experiment No.	Title of the Experiment	Content of Unit	Contact Hrs.	Mapped CO	SDG Targets
1	Study of microscope	To study about the compound microscope and its parts and function	4	1	-
2	Microscopic evaluations	To determine the diameter of starch grains in the given sample. To determine the size of calcium oxalate crystals in the given crude drug powder. To determine the length and width of the fibers in the given crude drug sample. To determine the stomatal number and stomatal index in the given leaf sample. To determine the vein islet and the vein termination number in the given leaf sample.	20	2	-
3	Physical parameters-I	To determine the swelling index and foaming index of the given crude drug.	4	3	-
4	Physical parameters-II	To determine the moisture content in the given crude drug sample. To determine the ash value of the given crude drug sample. To determine the water-soluble and alcohol soluble extractive value of the given crude drug.	8	4	-
5	Chemical evaluation	To analyze the crude drugs by chemical test for acacia, agar, tragacanth, starch, honey and castor oil.	4	5	-

https://www.researchgate.net/publication/338832332_Practical_Handbook_of_Pharmacognosy_and_Phytochemistry-I

Course Articulation Matrix: (Mapping of Cos with POs and PSOs)														
PO-PSO	PO1	PO2	PO3	PO4	PO5	PO6	PO7	PO8	PO9	PO10	PO11	PSO1	PSO2	PSO3
CO1	3	-	1	3	1	2	1	1	-	-	2	3	2	2
CO2	3	2	2	1	1	2	1	1	1	1	2	3	2	3
CO3	3	2	2	1	1	2	2	1	1	1	2	3	1	3
CO4	3	2	2	1	1	2	2	2	1	1	2	3	1	3
CO5	3		2	1	1	2	1	1	1	1	2	3	2	2

1-Low Correlation; 2- Moderate Correlation; 3- Substantial Correlation


Dr. Kuldeep Singh	
Name & Sign of Program Coordinator	Head of Pharmacy Department Integral University Lucknow



Course Code	BP501T	Title of the Course	MEDICINAL CHEMISTRY II	L	3	T	1	P	-	C	4	SDG Goals	
Year	III	Semester	V										
Course Objectives	1. Understand the chemistry of drugs with respect to their pharmacological activity 2. Understand the drug metabolic pathways, adverse effect and therapeutic value of drugs 3. Know the Structural Activity Relationship of different class of drugs 4. Study the chemical synthesis of selected drugs												

Course Outcomes	
CO1	Evaluate the pharmacodynamics, pharmacokinetics, stability, synthesis, and therapeutic potential by using knowledge of the chemical structure and Structure-Activity Relationships (SAR) of drugs that are categorized as antiallergic, antihistamine, antiulcer, and antineoplastic agents.
CO2	Based on the comprehension of the drugs chemical structure and Structure-Activity Relationships (SAR), Judge the therapeutic potential, structure activity relationship, pharmacodynamics, pharmacokinetics, stability, and synthesis of the following categories: antianginal, diuretics, and antihypertensives.
CO3	Based on understanding of the chemical structures and Structure-Activity Relationships (SAR) of the following pharmacological classes—congestive heart failure, antiarrhythmics, and antihyperlipidemics—Defend their therapeutic potential, pharmacodynamics, pharmacokinetics, stability, and synthesis.
CO4	Appraise the therapeutic potential, structure-activity relationship, pharmacology, stability, and synthesis of drugs by utilising knowledge of the chemical structures of drugs that affect the thyroid and, sex hormones.
CO5	Evaluate the drugs therapeutic potential, structure activity relationship, pharmacodynamics, pharmacokinetics, stability and synthesis in the following categories based on their understanding of the chemical structure of the drugs: antidiabetic and local anesthetics

Unit No.	Title of the Unit	Content of Unit	Contact Hrs.	Mapped CO	SDG Targets
1	Antihistaminic agents, Anti-neoplastic agents,	Histamine, receptors and their distribution in the human body. H1-antagonist: Diphenhydramine hydrochloride*, Dimenhydrinate, Doxylamine succinate, Clemastine fumarate, Diphenylpyraline hydrochloride, Triphenlenamine hydrochloride, Chlorcyclizine hydrochloride, Meclizine hydrochloride, Buclizine hydrochloride, Chlorpheniramine maleate, Triprolidine hydrochloride*, Phenidamine tartrate, Promethazine hydrochloride*, Trimeprazine tartrate, Cyproheptadine hydrochloride, Azatidine maleate, Astemizole, Loratadine, Cetirizine, Levocetirizine Cromolyn sodium. H2-antagonists: Cimetidine*, Famotidine, Ranitidine. Gastric proton-pump inhibitors: Omeprazole, Lansoprazole, Rabeprazole, Pantoprazole. Anti-neoplastic agents: Alkylating agents: Meclorothamine*, Cyclophosphamide, Melphalan, Chlorambucil, Busulfan, Thiotepe. Antimetabolites: Mercaptopurine*, Thioguanine, Fluorouracil, Floxuridine, Cytarabine, Methotrexate*, Azathioprine. Antibiotics: Dactinomycin, Daunorubicin, Doxorubicin, Bleomycin. Plant products: Etoposide, Vinblastine sulphate, Vincristine sulphate. Miscellaneous: Cisplatin, Mitotane.	10	1	3.4
2	Anti-anginal, Diuretics, Anti-hypertensive Agents	Anti-anginal, Vasodilators: Amyl Nitrite, Nitroglycerin*, Pentaerythritol tetranitrate, Isosorbide dinitrite*, Dipyridamole. Calcium channel blockers: Verapamil, Bepridil hydrochloride, Diltiazem hydrochloride, Nifedipine, Amlodipine, Felodipine, Nicardipine, Nimodipine. Diuretics: Carbonic Anhydrase Inhibitors: Acetazolamide*, Methazolamide, Dichlorphenamide. Thiazides: Chlorthiazide*, Hydrochlorothiazide, Hydroflumethiazide, Cyclothiazide, Loop Diuretics: Furosemide*, Bumetanide, Ethacrynic acid. Potassium sparing Diuretics: Spironolactone, Triamterene, Amiloride. Osmotic Diuretics: Mannitol. Anti-hypertensive Agents: Timolol, Captopril, Lisinopril, Enalapril, Benazepril hydrochloride, Quinapril Hydrochloride, Methyldopate Hydrochloride* Clonidinehydrochloride, Guanethidine Monosulphate, Guanabenz Acetate, Sodium Nitroprusside, Diazoxide, Minoxidil, Reserpine, Hydralazine hydrochloride.	10	2	3.4
3	Anti-arrhythmic Drugs,	Anti-arrhythmic Drugs: Quinidine Sulphate, Procainamide	10	3	3.4



	Anti-hyperlipidemic agents, Coagulant & Anticoagulants, Drugs used in Congestive Heart Failure	Hydrochloride, Disopyramide Phosphate*, Phenytoin Sodium, Lidocaine Hydrochloride, Tocainide Hydrochloride, Mexiletine Hydrochloride, Lorcanide Hydrochloride, Amiodarone, Sotalol. Anti-hyperlipidemic agents: Clofibrate, Lovastatin, Cholestyramine and Colestipol. Coagulant & Anticoagulants: Menadione, Acetomenadione, Warfarin*, Anisindione, Clopidogrel. Drugs used in Congestive Heart Failure: Digoxin, Digitoxin, Nesiritide, Bosentan, Tezosentan.			
4	Drugs acting on Endocrine system:	Drugs acting on Endocrine system: Nomenclature, Stereochemistry and metabolism of steroids. Sex hormones: Testosterone, Andralone, Progestones, Oestriol, Oestradiol, Oestrone, Diethyl Stilbestrol. Drugs for erectile dysfunction: Sildenafil, Tadalafil. Oral contraceptives: Mifepristone, Norgestrel, Levonorgestrel Corticosteroids: Cortisone, Hydrocortisone, Prednisolone, Betamethasone, Dexamethasone. Thyroid and antithyroid drugs: L-Thyroxine, L-Thyronine, Propylthiouracil, Methimazole.	8	4	3.4
5	Antidiabetic agents, Local Anesthetics:	Antidiabetic agents: Insulin and its preparations. Sulfonylureas: Tolbutamide*, Chlorpropamide, Glipizide, Glimepiride. Biguanides: Metformin. Thiazolidinediones: Pioglitazone, Rosiglitazone, Meglitinides, Repaglinide, Nateglinide. Glucosidase inhibitors: Acarbose, Voglibose. Local Anesthetics: SAR of Local anesthetics. Benzoic acid derivatives; Cocaine, Hexylcaine, Meprylcaine, Cyclomethycaine, Piperocaine. Amino Benzoic acid derivatives: Benzocaine*, Butamben, Procaine*, Butacaine, Propoxycaine, Tetracaine, Benoxinate. Lidocaine/Anilide derivatives: Lignocaine, Mepivacaine, Prilocaine, Etidocaine. Miscellaneous: Phenacaine, Dipherodon, Dibucaine.	7	5	3.4

Reference Books:

Wilson and Gisvold's Organic Medicinal and Pharmaceutical Chemistry

Foye's Principles of Medicinal Chemistry

Burger's Medicinal Chemistry

Introduction to Principles of Drug Design

Organic Chemistry by I.L. Finar,

The Organic Chemistry of Drug Synthesis by Lednicer, Vol. 1 to 5.

The Pharmacopoeia of India.

Elementary Practical Organic Chemistry by Vogel A

e-Learning Source:

https://www.carewellpharma.in/B_Pharmacy/Notes/

Course Articulation Matrix: (Mapping of Cos with POs and PSOs)														
PO-PSO CO	PO1	PO2	PO3	PO4	PO5	PO6	PO7	PO8	PO9	PO10	PO11	PSO1	PSO2	PSO3
CO1	3	1	1	-	-	1	-	1	-	-	2	3	2	1
CO2	3	1	1	-	-	1	-	1	-	-	2	3	2	1
CO3	3	1	1	-	-	1	-	1	-	-	2	3	2	1
CO4	3	1	1	-	-	1	-	1	-	-	2	3	2	1
CO5	3	1	1	-	-	1	-	1	-	-	2	3	2	1

1-Low Correlation; 2- Moderate Correlation; 3- Substantial Correlation

Prof. (Dr.) Kuldeep Singh	Head Department of Pharmacy Integral University Lucknow
Name & Sign of Program Coordinator	Sign & Seal of HOD



Course Code	BP502T	Title of the Course	INDUSTRIAL PHARMACY I	L		T		P		C		SDG Goals
Year	III	Semester	V	3		1		-		4		
Course Objectives	1. Know the various pharmaceutical dosage forms and their manufacturing techniques. 2. Know various considerations in development of pharmaceutical dosage forms 3. Formulate solid, liquid and semisolid dosage forms and evaluate them for their quality											

Course Outcomes	
CO1	Execute the knowledge of physicochemical properties of drugs (Pre-formulations) as a tool in the optimization of solid and liquid dosage forms.
CO2	Based on knowledge, formulate and evaluate tablets, capsules and liquid orals.
CO3	Base on understanding, develop and evaluate capsules and pellets.
CO4	Formulate, and evaluate parenteral and ophthalmic products with an understanding of their formulation principles, production processes, aseptic techniques, and quality control requirements.
CO5	Develop and evaluate cosmetic products, pharmaceutical aerosols, and packaging materials by applying formulation principles, regulatory requirements, and quality control techniques.

Unit No.	Title of the Unit	Content of Unit	Contact Hrs.	Mapped CO	SDG Targets
1	Preformulation Studies, Physical properties, Chemical Properties, Application of preformulation	Preformulation Studies: Introduction to preformulation, goals and objectives, study of physicochemical characteristics of drug substances. a. Physical properties: Physical form (crystal & amorphous), particle size, shape, flow properties, solubility profile (pKa, pH, partition coefficient), polymorphism b. Chemical Properties: Hydrolysis, oxidation, reduction, racemisation, polymerization BCS classification of drugs & its significant Application of preformulation considerations in the development of solid, liquid oral and parenteral dosage forms and its impact on stability of dosage forms	10	1	9.1 9.3 9.4 9.5
2	Tablets, Introduction, Excipients, Tablet coating, Liquid orals	Tablets: a. Introduction, ideal characteristics of tablets, classification of tablets. Excipients, Formulation of tablets, granulation methods, compression and processing problems. Equipments and tablet tooling. b. Tablet coating: Types of coating, coating materials, formulation of coating composition, methods of coating, equipment employed and defects in coating. c. Quality control tests: In process and finished product tests Liquid orals: Formulation and manufacturing consideration of syrups and elixirs suspensions and emulsions; Filling and packaging; evaluation of liquid orals official in pharmacopoeia	10	2	9.1 9.2 9.4 9.a
3	Introduction Capsules, Packing, Pellets	Hard gelatin capsules: Introduction, Production of hard gelatin capsule shells. size of capsules, Filling, finishing and special techniques of formulation of hard gelatin capsules, manufacturing defects. In process and final product quality control tests for capsules. Soft gelatin capsules: Nature of shell and capsule content, size of capsules, importance of base adsorption and minim/gram factors, production, in process and final product quality control tests. Packing, storage and stability testing of soft gelatin capsules and their applications. Pellets: Introduction, formulation requirements, pelletization process, equipments for manufacture of pellets	8	3	9.1 9.2 9.4 9.b
4	Parenteral Products, advantages and limitations, Production procedure, Ophthalmic preparations	Parenteral Products: a. Definition, types, advantages and limitations. Preformulation factors and essential requirements, vehicles, additives, importance of isotonicity b. Production procedure, production facilities and controls, aseptic processing c. Formulation of injections, sterile powders, large volume parenterals and lyophilized products. d. Containers and closures selection, filling and sealing of ampoules, vials and infusion fluids. Quality control tests of parenteral products. Ophthalmic Preparations: Introduction, formulation considerations; formulation of eye drops, eye ointments and eye lotions; methods of preparation; labeling, containers; evaluation of ophthalmic preparations	10	4	9.1 9.3 9.4 9.a



5	Introduction Cosmetics Formulation, Pharmaceutical Aerosols, Packaging Materials	Cosmetics: Formulation and preparation of the following cosmetic Preparations: lipsticks, shampoos, cold cream and vanishing cream, tooth pastes, hair dyes and sunscreens. Pharmaceutical Aerosols: Definition, propellants, containers, valves, types of aerosol systems; formulation and manufacture of aerosols; Evaluation of aerosols; Quality control and stability studies. Packaging Materials Science: Materials used for packaging of pharmaceutical products, factors influencing choice of containers, legal and official requirements for containers, stability aspects of packaging materials, quality control tests.	10	5	9.2 9.3 9.4 9.a
---	---	---	----	---	--------------------------

Reference Books:

1. Pharmaceutical dosage forms - Tablets, volume 1 -3 by H.A. Liberman, Leon Lachman & J.B. Schwartz
2. Pharmaceutical dosage form - Parenteral medication vol- 1&2 by Liberman & Lachman
3. Pharmaceutical dosage form disperse system VOL-1 by Liberman & Lachman
4. Modern Pharmaceutics by Gilbert S. Banker & C.T. Rhodes, 3rd Edition


e-Learning Source:

https://www.researchgate.net/publication/319980566_PREFORMULATION_STUDIES

PO-PSO CO	Course Articulation Matrix:(Mapping of Cos with POs and PSOs)													
	PO1	PO2	PO3	PO4	PO5	PO6	PO7	PO8	PO9	PO10	PO11	PSO1	PSO2	PSO3
CO1	3	-	-	-	1	1	1	1	1	1	2	3	2	2
CO2	3	2	2	2	1	2	1	1	-	1	2	3	2	2
CO3	3	2	2	2	1	2	1	1	-	1	2	3	2	2
CO4	3	2	2	2	1	2	1	1	-	1	2	3	2	2
CO5	3	2	2	2	1	2	1	1	-	1	2	3	2	2

1-Low Correlation; 2- Moderate Correlation; 3- Substantial Correlation

Dr. Kuldeep Singh Name & Sign of Program Coordinator	 Sign & Seal of Head Department of Pharmacy Integral University Lucknow
---	---



Course Code	BP503T	Title of the Course	PHARMACOLOGY II	L	T	P	C	SDG Goals
Year	III	Semester	V	3	1	-	4	
Course Objectives	<ol style="list-style-type: none"> 1. Understand the mechanism of drug action and its relevance in the treatment of different diseases 2. Demonstrate isolation of different organs/tissues from the laboratory animals by simulated experiments 3. Demonstrate the various receptor actions using isolated tissue preparation 4. Appreciate correlation of pharmacology with related medical sciences 							

Course Outcomes	
CO1	Judge the therapeutic potential, pharmacodynamic and pharmacokinetic of drugs used in the management of congestive heart failure, hypertension, angina, arrhythmia and hyperlipidemia based on their knowledge of haemodynamic and electrophysiology of heart.
CO2	Appraise the application of blood forming agents and their role in treatment of cardiovascular disorders, further able to analyse the importance of diuretics in cardiovascular diseases based on their knowledge of blood disorders its pathophysiology and pharmacology of drugs used in the management of these disorders.
CO3	Distinguish the pharmacology of anti-histaminic, anti-serotonergic, NSAIDs, angiotensin, bradykinin, substance P, anti-gout anti-rheumatic drugs after having the knowledge of physiology of histamine, serotonin, prostaglandin and other autacoids.
CO4	Analyse the treatment and management of endocrine disorders such as gigantism, dwarfism, hypo and hyperthyroidism, diabetes and disorders of adrenal glands based on their knowledge of pathophysiology of these disorders and pharmacology of drugs used in management of these disorders.
CO5	Compare the androgens, anabolic steroids, estrogens, progesterone, oral contraceptives and drugs acting on the uterus based on the knowledge of role of male and female sex hormones and pharmacology of drugs of these categories. Perform the bioassay of insulin, oxytocin, vasopressin, ACTH, d-tubocurarine, digitalis, histamine after having the basic knowledge of these hormones and drugs.

Unit No.	Title of the Unit	Content of Unit	Contact Hrs.	Mapped CO	SDG Targets
1	Pharmacology of drugs acting on cardio vascular system	Introduction to hemodynamic and electrophysiology of heart. Drugs used in congestive heart failure. Anti-hypertensive drugs. Anti-anginal drugs. Anti-arrhythmic drugs. Anti-hyperlipidemic drugs	10	3	3.4,3.b, 3.d
2	Pharmacology of drugs acting on cardio vascular system	Drug used in the therapy of shock. Hematinics, coagulants and anticoagulants. Fibrinolytics and anti-platelet drugs, Plasma volume expanders Pharmacology of drugs acting on urinary system Diuretics Anti-diuretics	10	3	3.3,3.4,3.b, 3.d
3	Autocoids and related drugs	Introduction to autacoids and classification Histamine, 5-HT and their antagonists. Prostaglandins, Thromboxanes and Leukotrienes. Angiotensin, Bradykinin and Substance P., Non-steroidal anti-inflammatory agents Anti-gout drugs Antirheumatic drugs	10	3	3.4,3.6,3.b, 3.d
4	Pharmacology of drugs acting on endocrine system	Basic concepts in endocrine pharmacology. Anterior Pituitary hormones- analogues and their inhibitors. Thyroid hormones- analogues and their inhibitors. Hormones regulating plasma calcium level- Parathormone, Calcitonin and Vitamin-D. Insulin, Oral Hypoglycemic agents and glucagon. ACTH and corticosteroids.	8	2	3.4,3.b,3.d
5	Pharmacology of drugs acting on endocrine system	Androgens and Anabolic steroids. Estrogens, progesterone and oral contraceptives. Drugs acting on the uterus. Bioassay Principles and applications of bioassay. Types of bioassay Bioassay of insulin, oxytocin, vasopressin, ACTH, d-tubocurarine, digitalis, histamine and 5-HT	7	3	3.4,3.7,3.b, 3.d

Reference Books:

Rang H. P., Dale M. M., Ritter J. M., Flower R. J., Rang and Dale's Pharmacology, Churchill Livingstone Elsevier


Katzung B. G., Masters S. B., Trevor A. J., Basic and clinical pharmacology, Tata Mc Graw-Hill.

Goodman and Gilman's, The Pharmacological Basis of Therapeutics

Marry Anne K. K., Lloyd Yee Y., Brian K. A., Robbin L.C., Joseph G. B., Wayne A. K., Bradley R.W., Applied Therapeutics, The Clinical use of Drugs, The Point Lippincott Williams & Wilkins

e-Learning Source:


https://www.researchgate.net/publication/319980566_PREFORMULATION_STUDIES



PO-PSO CO	Course Articulation Matrix:(Mapping of Cos with POs and PSOs)													
	PO1	PO2	PO3	PO4	PO5	PO6	PO7	PO8	PO9	PO10	PO11	PSO1	PSO2	PSO3
C01	3	-	2	1	1	1	2	1	2	-	3	3	2	2
C02	3	-	2	1	1	1	1	2	1	-	3	3	2	2
C03	3	-	2	-	1	1	1	1	1	-	3	3	2	2
C04	3	-	2	2	-	2	1	2	1	-	3	3	2	2
C05	3	-	2	1	1	1	1	1	2	-	3	3	2	2

1-Low Correlation; 2- Moderate Correlation; 3- Substantial Correlation

Prof. (Dr.) Kuldeep Singh Name & Sign of Program Coordinator	Head Department of Pharmacy Integral University Sign & Seal of HOD
---	---



Course Code	BP504T	Title of the Course	PHARMACOGNOSY & PHYTOCHEMISTRY II	L		T		P		C		SDG Goals
Year	III	Semester	V	3		1		-		4		
Course Objectives	1. To provide a foundational understanding of natural crude drugs, their chemical constituents and their potential therapeutic applications. 2. To know the modern extraction and isolation techniques, characterization and identification of bioactive phytoconstituents. 3. To understand the preparation and development of herbal formulation.											

Course Outcomes	
CO1	Understand the key biosynthetic pathways in formation of different secondary metabolites and their determination using radioactive isotope.
CO2	Explore the chemistry, bio-sources, therapeutic uses, and commercial applications of the different secondary metabolites present in medicinal plants.
CO3	Develop the skill in analysis, confirmation, and estimation of phytoconstituents by chromatographic and spectroscopic techniques.
CO4	Explain the industrial processes and estimation methods of therapeutically important herbal phytoconstituents.
CO5	Develop competency in the modern methods of extraction techniques to isolate the phytoconstituents of herbal drugs.

Unit No.	Title of the Unit	Content of Unit	Contact Hrs.	Mapped CO	SDG Targets
1	Metabolic pathways in higher plants and their determination	a) Brief study of basic metabolic pathways and formation of different secondary metabolites through these pathways- Shikimic acid pathway, Acetate pathways and Amino acid pathway. b) Study of utilization of radioactive isotopes in the investigation of Biogenetic studies.	7	1	-
2	General introduction, Alkaloids, Phenylpropanoids and Flavonoids	General introduction, composition, chemistry & chemical classes, biosources, therapeutic uses and commercial applications of following secondary metabolites: Alkaloids: Vinca, Rauwolfia, Belladonna, Opium, Phenylpropanoids and Flavonoids: Lignans, Tea, Ruta Steroids, Cardiac Glycosides & Triterpenoids: Liquorice, Dioscorea, Digitalis Volatile oils: Mentha, Clove, Cinnamon, Fennel, Coriander, Tannins: Catechu, Pterocarpus Resins: Benzoin, Guggul, Ginger, Asafoetida, Myrrh, Colophony Glycosides: Senna, Aloes, Bitter Almond Iridoids, Other terpenoids & Naphthaquinones: Gentian, Artemisia, taxus, carotenoids	14	2	-
3	Isolation, Identification and Analysis of phytoconstituents	Isolation, Identification and Analysis of Phytoconstituents a) Terpenoids: Menthol, Citral, Artemisin b) Glycosides: Glycyrrhetic acid & Rutin c) Alkaloids: Atropine, Quinine, Reserpine, Caffeine d) Resins: Podophyllotoxin, Curcumin	06	3	-
4	Industrial production, estimation and utilization phytoconstituents	Industrial production, estimation and utilization of the following phytoconstituents: Forskolin, Sennoside, Artemisinin, Diosgenin, Digoxin, Atropine, Podophyllotoxin, Caffeine, Taxol, Vincristine and Vinblastine	10	4	15.9, 15.b
5	Basics of Phytochemistry	Modern methods of extraction, application of latest techniques like Spectroscopy, chromatography and electrophoresis in the isolation, purification and identification of crude drugs.	08	5	-

Reference Books:

W.C. Evans, Trease and Evans Pharmacognosy, 16th edition, W.B. Saunders & Co., London, 2009.



Mohammad Ali. Pharmacognosy and Phytochemistry, CBS Publishers & Distribution, New Delhi.

S.H. Ansari, Essentials of Pharmacognosy, 2nd edition, Birla Publications, New Delhi, 2007

Remington's Pharmaceutical sciences.

e-Learning Source:


https://www.iptsalipur.org/wp-content/uploads/2020/08/BP504T_PGPC_UNIT_II.pdf



Course Articulation Matrix:(Mapping of Cos with POs and PSOs)														
PO-PSO CO	PO1	PO2	PO3	PO4	PO5	PO6	PO7	PO8	PO9	PO10	PO11	PSO1	PSO2	PSO3
C01	3	2	2	3	1	2	2	1	1	2	2	2	2	2
C02	3	1	1	2	1	1	2	1	1	2	2	3	2	3
C03	3	3	2	3	1	2	2	1	1	2	2	3	2	2
C04	3	3	2	3	2	1	2	1	1	2	2	3	3	3
C05	3	3	2	3	1	1	2	1	1	2	2	3	2	3

1-Low Correlation; 2- Moderate Correlation; 3- Substantial Correlation


Prof. (Dr.) Kuldeep Singh Name & Sign of Program Coordinator	Head Department of Pharmacy Integral University Sign & Seal of HOD
---	---



Course Code	BP505T	Title of the Course	PHARMACEUTICAL JURISPRUDENCE	L	3	T	1	P	-	C	4	SDG Goals	
Year	III	Semester	V										
Course Objectives	1. The Pharmaceutical legislations and their implications in the development and marketing of pharmaceuticals. 2. Various Indian pharmaceutical Acts and Laws 3. The regulatory authorities and agencies governing the manufacture and sale of pharmaceuticals 4. The code of ethics during the pharmaceutical practice												

Course Outcomes	
CO1	Understand Drugs & cosmetics act and rules with emphasis on input and manufacturing.
CO2	Understand the various schedules for drug sale & regulation along with administration of Acts & Rules
CO3	Understand Pharmacy Act, Medicinal & Toilet preparation, Narcotic Drugs and Psychotropic substances Act.
CO4	Apply prevention of cruelty to animal act and Drug and Magic Remedies Act and drug price control.
CO5	Code of Pharmaceutical Ethics, Medical Termination of Pregnancy Act, Right to Information Act, and understand pharmaceutical legislations and Intellectual Property Right.

Unit No.	Title of the Unit	Content of Unit	Contact Hrs.	Mapped CO	SDG Targets
1	Drugs and Cosmetics Act, 1940 and its rules 1945	Objectives, Definitions, Legal definitions of schedules to the Act and Rules Import of drugs – Classes of drugs and cosmetics prohibited from import. Import under license or permit. Offences and penalties. Manufacture of drugs – Prohibition of manufacture and sale of certain drugs, Conditions for grant of license and conditions of license for manufacture of drugs, Manufacture of drugs for test, examination and analysis, manufacture of new drug, loan license and repacking license.	10	1	16.1 16.5 16.10 16.b
2	Drugs and Cosmetics Act, 1940 and its rules 1945	Detailed study of Schedule G, H, M, N, P, T, U, V, X, Y, Part XII B, Sch F & DMR (OA) Sale of Drugs – Wholesale, Retail sale and Restricted license. Offences and penalties Labeling & Packing of drugs- General labeling requirements and specimen labels for drugs and cosmetics, List of permitted colors. Offences and penalties. Administration of the Act and Rules – Drugs Technical Advisory Board, Central drugs Laboratory, Drugs Consultative Committee, Government drug analysts, Licensing authorities, controlling authorities, Drugs Inspectors	10	2	16.1 16.5 16.10 16.b
3	Pharmacy Act, Medicinal and Toilet Preparation Act, Narcotic Drugs and Psychotropic substances Act	Pharmacy Act –1948: Objectives, Definitions, Pharmacy Council of India; its constitution and functions, Education Regulations, State and Joint state pharmacycouncils; constitution and functions, Registration of Pharmacists, Offences and Penalties 1. Medicinal and Toilet Preparation Act –1955: Objectives, Definitions, Licensing, Manufacture In bond and Outside bond, Export of alcoholic preparations, Manufacture of Ayurvedic, Homeopathic, Patent & Proprietary Preparations. Offences and Penalties. Narcotic Drugs and Psychotropic substances Act-1985 and Rules: Objectives, Definitions, Authorities and Officers, Constitution and Functions of narcotic & Psychotropic Consultative Committee, National Fund for Controlling the Drug Abuse, Prohibition, Control and Regulation, opium poppy cultivation and production of poppy straw, manufacture, sale and export of opium, Offences and Penalties	10	3	16.1 16.3 16.10 16.b
4	Drugs and Magic Remedies Act, Prevention of Cruelty to animals Act, DPCO	Study of Salient Features of Drugs and Magic Remedies Act and its rules: Objectives, Definitions, Prohibition of certain advertisements, Classes of Exempted advertisements, Offences and Penalties Prevention of Cruelty to animals Act-1960: Objectives, Definitions, Institutional Animal Ethics Committee, CPCSEA guidelines for Breeding and Stocking of Animals, Performance of Experiments, Transfer and acquisition of animals for experiment, Records, Power to suspend or revoke registration, Offences and Penalties	8	4	16.1 16.3 16.7 16.10 16.b



		National Pharmaceutical Pricing Authority: Drugs Price Control Order (DPCO)-2013. Objectives, Definitions, Sale prices of bulk drugs, Retail price of formulations, Retail price and ceiling price of scheduled formulations, National List of Essential Medicines (NLEM)			
5	Pharmaceutical Legislations, IPR	Pharmaceutical Legislations – A brief review, Introduction, Study of drugs enquiry committee, Health survey and development committee, Hathi committee and Mudaliar committee 2. Code of Pharmaceutical ethics Definition, Pharmacist in relation to his job, trade, medical profession and his profession, Pharmacist's oath 3. Medical Termination of Pregnancy Act 4. Right to Information Act 5. Introduction to Intellectual Property Rights (IPR)	07	5	16.1 16.3 16.10 16.b

Reference Books:

Forensic Pharmacy by B. Suresh

Text book of Forensic Pharmacy by B.M. Mithal

Hand book of drug law-by M.L. Mehra

Text book of Forensic Pharmacy by N.K. Jain

e-Learning Source:

DTAB:<https://cdsco.gov.in/opencms/opencms/en/dcc-dtab-committee>

Drugs and Cosmetics Act:<https://cdsco.gov.in/opencms/opencms/en/Acts-and-rules/Drugs-and-Cosmetics-Act/>

Cosmetics Rules:<https://cdsco.gov.in/opencms/opencms/en/Acts-and-rules/Cosmetics-Rules/>

WIPO:<https://www.wipo.int/academy/en/>

PO-PSO CO	Course Articulation Matrix:(Mapping of Cos with POs and PSOs)													
	PO1	PO2	PO3	PO4	PO5	PO6	PO7	PO8	PO9	PO10	PO11	PSO1	PSO2	PSO3
CO1	3	3	2	-	-	1	3	2	1	-	1	3	2	3
CO2	3	3	2	-	-	1	3	2	1	-	1	3	2	3
CO3	3	3	2	-	-	1	3	2	1	-	1	3	2	3
CO4	2	3	2	-	-	1	3	2	1	-	2	3	2	3
CO5	3	3	2	-	-	1	3	2	1	-	1	3	2	3

1-Low Correlation; 2- Moderate Correlation; 3- Substantial Correlation

Prof. (Dr.) Kuldeep Singh Name & Sign of Program Coordinator	 Head Department of Pharmacy Integral University Sign & Seal of HOD
---	---



Course Code	BP506P	Title of the Course	INDUSTRIAL PHARMACY I	L	-	T	-	P	4	Credit	2	SDG Goals	-
Year	III	Semester	V										
Course Objectives	1. Know the various pharmaceutical dosage forms and their manufacturing techniques. 2. Know various considerations in development of pharmaceutical dosage forms 3. Formulate solid, liquid and semisolid dosage forms and evaluate them for their quality												

Course Outcomes

CO1	Prepare and evaluate granules and tablets on the basis of preformulation study and apply film coating techniques using standard pharmaceutical methods.
CO2	Formulate and evaluate tetracycline capsules by applying standard encapsulation techniques and quality control parameters.
CO3	Prepare and evaluate sterile injections and evaluate glass packaging materials by applying knowledge and distinguishing container types based on pharmaceutical standards.
CO4	Develop cold cream and vanishing cream by applying cosmetic preparation techniques and evaluation parameters.
CO5	Formulate and evaluate ophthalmic preparations on the basis of sterile compounding techniques and pharmaceutical guidelines

Experiment No.	Title of the Experiment	Content of Unit	Contact Hrs.	Mapped CO	SDG Targets
1	Tablet	To perform the preformulation studies of paracetamol/aspirin drug. To prepare and evaluate paracetamol granules by wet granulation method. To prepare and evaluate aspirin tablets. To perform the film coating of tablets/granules.	16	1	-
2	Capsule	To prepare and evaluate tetracycline capsules.	4	2	-
3	Parenterals	To prepare and submit 10 ml of Ascorbic acid injection. To understand the prepare and submit 10ml of calcium gluconate injection. To evaluate glass containers used as packaging material and distinct the type-1, type-2 and type-3 glass.	12	3	-
4	Cosmetic	To prepare and submit 10 gm Cold Cream To prepare and submit 10 gm Vanishing Cream	8	4	-
5	Ophthalmic Preparation	To prepare zinc sulphate eye drop. To prepare chloramphenicol eye ointment.	8	5	-


e-Learning Source:

https://www.google.co.in/books/edition/The_Theory_and_Practice_of_Industrial_Ph/p_VsAAAAAMAAJ?hl=en&gbpv=0&bsq=Theory%20And%20Practice%20of%20Industrial%20Pharmacy%20By%20Lieberman%20%26%20Lachman

Course Articulation Matrix:(Mapping of Cos with POs and PSOs)														
PO-PSO CO	PO1	PO2	PO3	PO4	PO5	PO6	PO7	PO8	PO9	PO10	PO11	PSO1	PSO2	PSO3
CO1	3	3	3	2	1	2	2	1	1	-	2	3	2	3
CO2	3	3	3	2	1	2	2	1	1	-	2	3	2	2
CO3	3	3	3	2	1	2	2	1	1	-	2	3	2	3
CO4	3	3	3	2	1	2	2	1	1	-	2	3	2	3
CO5	3	3	3	2	1	2	2	1	1	-	2	3	2	3

1-Low Correlation; 2- Moderate Correlation; 3- Substantial Correlation

Dr. Kuldeep Singh Name & Sign of Program Coordinator	 Head Department of Pharmacy Integral University Lucknow
---	--



Course Code	BP507P	Title of the Course	PHARMACOLOGY II	L	T	P	C	SDG Goals
Year	III	Semester	V	-	-	4	2	-
Course Objectives	1. Understand the mechanism of drug action and its relevance in the treatment of different diseases 2. Demonstrate isolation of different organs/tissues from the laboratory animals by simulated experiments 3. Demonstrate the various receptor actions using isolated tissue preparation 4. Appreciate correlation of pharmacology with related medical sciences							

Course Outcomes	
CO1	Understand the principles and procedures involved in in-vitro pharmacological experiments and the use of physiological salt solutions.
CO2	Explain about the mechanism of drug action and its relevance in the treatment of different diseases
CO3	Apply their knowledge to understand and describe about how Autocoids involved in development of inflammatory disorders like Gout and Arthritis and their treatment.
CO4	Demonstrate about endocrine hormones and their physiological role and can justify the uses of Insulin , OHA, Corticosteroids, Thyroid hormone regulators in various disorders.
CO5	Detect the role of sex hormones and their applications as in Oral contraceptives. Define Bioassay types and methods for specific drug


Experiment No.	Title of the Experiment	Content of Unit	Contact Hrs.	Mapped CO	SDG Targets
1	Pharmacology introduction	Introduction to in-vitro pharmacology and physiological salt solutions.	4	1	-
2	Drugs effect	Effect of drugs on isolated frog heart.	4	1	-
3	drugs effect	Effect of drugs on blood pressure and heart rate of dog.	4	1	-
4	Diuretic activity	Study of diuretic activity of drugs using rats/mice.	4	2	-
5	Acetylcholine DRC	DRC of acetylcholine using frog rectus abdominis muscle.	4	2	-
6	Drugs effect	Effect of physostigmine and atropine on DRC of acetylcholine using frog rectus abdominis muscle and rat ileum respectively.	4	2	-
7	Matching bioassay	Bioassay of histamine using guinea pig ileum by matching method.	4	3	-
8	Interpolation bioassay	Bioassay of oxytocin using rat uterine horn by interpolation method.	4	3	-
9	Three point bioassay	Bioassay of serotonin using rat fundus strip by three-point bioassay.	4	3	-
10	Four point bioassay	Bioassay of acetylcholine using rat ileum/colon by four-point bioassay.	4	4	-
11	PA2	Determination of PA2 value of prazosin using rat anococcygeus muscle (by Schild plot method).	4	4	-
12	PD2	Determination of PD2 value using guinea pig ileum.	4	4	-
13	Drug effect	Effect of spasmogens and spasmolytic using rabbit jejunum.	4	5	-
14	Drug activity	Anti-inflammatory activity of drugs using carrageenan induced paw-edema model.	4	5	-
15	Drug activity	Analgesic activity of drug using central and peripheral methods	4	5	-

e-Learning Source:

Animal simulation Ex- Pharm

Course Articulation Matrix: (Mapping of Cos with POs and PSOs)														
PO-PSO CO	PO1	PO2	PO3	PO4	PO5	PO6	PO7	PO8	PO9	PO10	PO11	PSO1	PSO2	PSO3
CO1	3	3	3	2	1	3	2	1	2	-	3	3	2	2
CO2	3	3	3	2	2	3	2	1	1	-	3	3	2	2
CO3	3	3	3	2	1	3	2	1	1	-	3	3	2	2
CO4	3	3	3	2	1	3	2	1	1	-	3	3	2	2
CO5	3	3	3	2	1	3	2	1	1	-	3	3	2	2

1-Low Correlation; 2- Moderate Correlation; 3- Substantial Correlation




**INTEGRAL
UNIVERSITY**



FACULTY OF PHARMACY
DEPARTMENT OF PHARMACY



<p>Prof. (Dr.) Kuldeep Singh</p> <p>Name & Sign of Program Coordinator</p>	<p>Head</p> <p>Department of Pharmacy</p> <p>Integral University</p> <p>Sign & Seal of HOD</p>
--	--



Course Code	BP508P	Title of the Course	PHARMACOGNOSY & PHYTOCHEMISTRY II	L	-	T	-	P	4	C	2	SDG Goals	-
Year	III	Semester	V										
Course Objectives	1. To know the modern extraction techniques and identification of the herbal crude drugs and phytoconstituents. 2. To carry out isolation and identification of phytoconstituents. 3. To understand the chromatographic methods. 4. To identify the unorganised crude drugs by performing the chemical tests.												

Course Outcomes	
CO1	Analyze crude drugs by applying various evaluation techniques including morphological, microscopic and chemical methods.
CO2	Develop the skill to isolate the secondary metabolites using plant material such as caffeine from tea etc. with its yield and purity.
CO3	Understand the principles and applications of chromatographic techniques using plant extracts.
CO4	Develop the skill to isolate volatile oil from plant materials by steam distillation technique and check the component by TLC method.
CO5	Identify the unorganised crude drugs by chemical tests.

Experiment No.	Title of the Experiment	Content of Unit	Contact Hrs.	Mapped CO	SDG Targets
1	Morphology, histology and powder characteristics of crude drugs with chemical tests	Morphology, histology, and powder characteristics, extraction and detection of cinchona, cinnamon, senna, clove, ephedra, fennel and coriander.	12	1	-
2	Isolation and detection of active principles	To isolate caffeine from tea dust. To isolate diosgenin from dioscorea. To isolate atropine from belladonna. To isolate sennosides from senna.	12	2	-
3	Paper and Thin Layer Chromatography	Separation of sugars by paper chromatography. To determine the R _f value of given sample.	8	3	-
4	Distillation	Distillation of volatile oils and detection of phytoconstituents by TLC.	4	4	-
5	Chemical tests	To perform the chemical test of Asafoetida, Benzoin, Colophony, Aloes, Myrrh	4	5	-


e-Learning Source:

<https://www.mipernlapindia.ac.in/BP508P-pharmacognosy-phytochemistry2.pdf>

Course Articulation Matrix: (Mapping of Cos with POs and PSOs)														
PO-PSO CO	PO1	PO2	PO3	PO4	PO5	PO6	PO7	PO8	PO9	PO10	PO11	PSO1	PSO2	PSO3
CO1	3	1	2	2	1	1	1	1	1	2	2	3	2	2
CO2	3	2	2	2	1	2	2	1	2	2	2	3	2	2
CO3	3	2	3	2	1	2	1	1	1	1	2	3	2	2
CO4	2	2	3	2	1	2	1	1	1	2	2	3	2	2
CO5	3	2	2	1	1	1	1	1	1	1	2	3	2	2

1-Low Correlation; 2- Moderate Correlation; 3- Substantial Correlation


Prof. (Dr.) Kuldeep Singh Name & Sign of Program Coordinator	 Head Department of Pharmacy Integral University Sign & Seal of HOD
---	---



Course Code	BP601T	Title of the Course	MEDICINAL CHEMISTRY III	L	T	P	C	SDG Goals
Year	III	Semester	VI	3	1	-	4	
Course Objectives	1. Understand the importance of drug design and different techniques of drug design. 2. Understand the chemistry of drugs with respect to their biological activity. 3. Know the metabolism, adverse effects and therapeutic value of drugs. 4. Know the importance of SAR of drugs.							

Course Outcomes	
CO1	Evaluate the pharmacodynamics, pharmacokinetics, stability, therapeutic potential, and synthesis of the Beta-lactams, monobactams, lactamase inhibitors, and aminoglycoside antibiotic classes using knowledge of chemical structure and Structure-Activity Relations
CO2	Evaluate the pharmacodynamics, pharmacokinetics, stability, therapeutic potential, and synthesis of the tetracyclines, macrolide, polyenes and miscellaneous antibiotic classes using knowledge of chemical structure and Structure-Activity Relationships (SAR) and appraise the basic concept and application of prodrug design.
CO3	Judge the drug's therapeutic potential, structure activity relationship, pharmacodynamics, pharmacokinetics, stability and synthesis in the following categories based on their understanding of the chemical structure of the drugs: antitubercular, urinary tract anti-infectives and antivirals.
CO4	Based on understanding of the chemical structures and Structure-Activity Relationships (SAR) of the following pharmacological classes—antifungal, antiprotozoal and anthelmintic—Defend their therapeutic potential, pharmacodynamics, pharmacokinetics, stability,
CO5	Apply different drug design approaches and technique towards the drug development based on the basic concept of drug design.

Unit No.	Title of the Unit	Content of Unit	Contact Hrs.	Mapped CO	SDG Targets
1	Antibiotics	Historical background, Nomenclature, Stereochemistry, Structure activity relationship, Chemical degradation classification and important products of the following classes. β-Lactam antibiotics: Penicillin, Cephalosporins, β- Lactamase inhibitors, Monobactams Aminoglycosides: Streptomycin, Neomycin, Kanamycin Tetracyclines: Tetracycline, Oxytetracycline, Chlortetracycline, Minocycline, Doxycycline	10	1	3.3
2	Antibiotics	Historical background, Nomenclature, Stereochemistry, Structure activity relationship, Chemical degradation classification and important products of the following classes. Macrolide: Erythromycin Clarithromycin, Azithromycin, Miscellaneous: Chloramphenicol*, Clindamycin. Prodrugs: Basic concepts and application of prodrugs design. Antimalarials: Etiology of malaria. Quinolones: SAR, Quinine sulphate, Chloroquine*, Amodiaquine, Primaquine phosphate, Pamaquine*, Quinacrine hydrochloride, Mefloquine. Biguanides and dihydro triazines: Cycloguanil pamoate, Proguanil. Miscellaneous: Pyrimethamine, Artesunate, Artemether, Atovaquone	10	2	3.3
3	Anti-tubercular Agents	Synthetic anti tubercular agents: Isoniazid*, Ethionamide, Ethambutol, Pyrazinamide, Para amino salicylic acid. * Anti tubercular antibiotics: Rifampicin, Rifabutin, Cycloserine Streptomycin, Capreomycin sulphate. Urinary tract anti-infective agents Quinolones: SAR of quinolones, Nalidixic Acid, Norfloxacin, Enoxacin, Ciprofloxacin*, Ofloxacin, Lomefloxacin, Sparfloxacin, Gatifloxacin, Moxifloxacin Miscellaneous: Furazolidine, Nitrofurantoin*, Methanamine Antiviral agents: Amantadine hydrochloride, Rimantadine hydrochloride, Idoxuridine trifluoride, Acyclovir*, Gancyclovir, Zidovudine, Didanosine, Zalcitabine, Lamivudine, Loviride, Delavirding, Ribavirin, Saquinavir, Indinavir, Ritonavir	10	3	3.3
4	Antifungal agents	Antifungal agents: Antifungal antibiotics: Amphotericin-B, Nystatin, Natamycin, Griseofulvin. Synthetic Antifungal agents: Clotrimazole, Econazole, Butoconazole, Oxiconazole Tioconazole, Miconazole*, Ketoconazole, Terconazole, Itraconazole, Fluconazole, Naftifine hydrochloride, Tolnaftate*. Anti-protozoal Agents: Metronidazole*, Tinidazole, Ornidazole, Diloxanide, Iodoquinol, Pentamidine Isethionate, Atovaquone,	08	4	3.3



		Eflornithine. Anthelmintics: Diethylcarbamazine citrate*, Thiabendazole, Mebendazole*, Albendazole, Niclosamide, Oxamniquine, Praziquantal, Ivermectin. Sulphonamides and Sulfones Historical development, chemistry, Classification and SAR of Sulfonamides: Sulphamethizole, Sulfisoxazole, Sulphamethizine, Sulfacetamide*, Sulphapyridine, Sulfamethoxazole*, Sulphadiazine, Mefenide acetate, Sulfasalazine. Folate reductase inhibitors: Trimethoprim*, Cotrimoxazole. Sulfones: Dapsone			
5	Introduction to Drug Design	Introduction to Drug Design Various approaches used in drug design. Physicochemical parameters used in quantitative structure activity relationship (QSAR) such as partition coefficient, Hammett's electronic parameter, Taft's steric parameter and Hansch analysis. Pharmacophore modeling and docking techniques. Combinatorial Chemistry: Concept and applications chemistry, solid phase and solution phase synthesis. of combinatoria	07	5	3.3, 3.4

Reference Books:

Wilson and Gisvold's Organic medicinal and Pharmaceutical Chemistry.

Foye's Principles of Medicinal Chemistry.

Burger's Medicinal Chemistry, Vol I to IV.

Introduction to principles of drug design- Smith and Williams.

Remington's Pharmaceutical Sciences

Martindale's extra pharmacopoeia

Organic Chemistry by I.L. Finar, Vol. II

e-Learning Source:


https://books.google.co.in/books/about/Wilson_and_Gisvold's_Textbook_of_Organic.html?id=ClpWhgWV5q0C

https://books.google.co.in/books/about/Foye's_Principles_of_Medicinal_Chemistry.html?id=R0W1ErpsQpkC

Course Articulation Matrix: (Mapping of Cos with POs and PSOs)														
PO-PSO CO	PO1	PO2	PO3	PO4	PO5	PO6	PO7	PO8	PO9	PO10	PO11	PSO1	PSO2	PSO3
CO1	3	1	2	-	-	1	-	1	-	-	2	3	2	1
CO2	3	1	2	-	-	1	-	1	-	-	2	3	2	1
CO3	3	1	2	-	-	1	-	1	-	-	2	3	2	1
CO4	3	1	2	-	-	1	-	1	-	-	2	3	2	1
CO5	3	2	2	3	-	1	1	1	-	-	2	3	2	3

1-Low Correlation; 2- Moderate Correlation; 3- Substantial Correlation

Prof. (Dr.) Kuldeep Singh	Head Department of Pharmacy Integral University
Name & Sign of Program Coordinator	Sign & Seal of HOD




Course Code	BP602T	Title of the Course	PHARMACOLOGY III	L	3	T	1	P	-	C	4	SDG Goals	3, 4, 5, 6, 7, 8, 9, 10, 11, 12, 13, 14, 15, 16, 17, 18, 19, 20, 21, 22, 23, 24, 25, 26, 27, 28, 29, 30, 31, 32, 33, 34, 35, 36, 37, 38, 39, 40, 41, 42, 43, 44, 45, 46, 47, 48, 49, 50, 51, 52, 53, 54, 55, 56, 57, 58, 59, 60, 61, 62, 63, 64, 65, 66, 67, 68, 69, 70, 71, 72, 73, 74, 75, 76, 77, 78, 79, 80, 81, 82, 83, 84, 85, 86, 87, 88, 89, 90, 91, 92, 93, 94, 95, 96, 97, 98, 99, 100
Year	III	Semester	VI										
Course Objectives	1. Understand the mechanism of drug action and its relevance in the treatment of different infectious diseases 2. Comprehend the principles of toxicology and treatment of various poisonings and 3. Appreciate correlation of pharmacology with related medical sciences												

Course Outcomes	
CO1	Analyse the pharmacodynamic and pharmacokinetic properties of drugs based on the understanding of pathophysiology and drugs used in the diseases of the following system: Respiratory and gastrointestinal system.
CO2	Discuss the therapeutic potential, drug interaction and toxicity management of drugs based on understanding of pharmacokinetic and pharmacodynamic of drugs in the following categories: Sulfonamides, cotrimoxazole, Penicillins, cephalosporins, chloramphenicol, macrolides, quinolones and fluoroquinolones, tetracycline and aminoglycoside..
CO3	Describe the management of tuberculosis, leprosy, fungal and viral diseases, helminthiasis, malaria and amoebiasis after having the knowledge of aetiology and pharmacology of drugs used in these diseases.
CO4	Evaluate the pharmacology and therapeutic strategies for UTIs, STDs, malignancies and immunocompromised patients after having the knowledge of aetiology, pathophysiology and pharmacology of drugs used in these ailments such as immunosuppressant, immunostimulants, protein drugs, monoclonal antibodies and biosimilars.
CO5	Explain types of toxicity and their management including genotoxicity, carcinogenicity, teratogenicity, mutagenicity, teratogenicity, mutagenicity and the principles of treating poisoning based on their knowledge of gene structure and function and type and mechanism of poison. Illustrate the rhythm, cycles and biological clocks and their significance in chronotherapy based on their knowledge of time of disease exacerbation and its relation with particular time (morning, afternoon, evening, night).

Unit No.	Title of the Unit	Content of Unit	Contact Hrs.	Mapped CO	SDG Targets
1	Pharmacology of drugs acting on Respiratory system	Anti -asthmatic drugs, Drugs used in the management of COPD Expectorants and antitussives d. Nasal decongestants Respiratory stimulants Pharmacology of drugs acting on the Gastrointestinal Tract Antiulcer agents. Drugs for constipation and diarrhoea. Appetite stimulants and suppressants. Digestants and carminatives. Emetics and anti-emetics.	10	3	3.3
2	Chemotherapy	General principles of chemotherapy. Sulfonamides and cotrimoxazole. Antibiotics- Penicillins, cephalosporins, chloramphenicol, macrolides, quinolones and fluoroquinolins, tetracycline and aminoglycosides	10	3	3.3
3	Chemotherapy	Antitubercular agents Antileprotic agent. Anti-gout drugs. Antirheumatic drugs Antifungal agents Antiviral drugs Anthelmintics Antimalarial drugs Antiamoebic agents	10	3	3.3
4	Chemotherapy Immuno pharmacology	Urinary tract infections and sexually transmitted diseases. m. Chemotherapy of malignancy. Immunopharmacology Immunostimulants Immunosuppressant Protein drugs, monoclonal antibodies, target drugs to antigen, biosimilars	8	2	3.3
5	Principles of toxicology Chronopharmacology	Definition and basic knowledge of acute, subacute and chronic toxicity. b. Definition and basic knowledge of genotoxicity, carcinogenicity, teratogenicity and mutagenicity c. General principles of treatment of poisoning d. Clinical symptoms and management of barbiturates, morphine, organophosphorus compound and lead, mercury and arsenic poisoning. Chronopharmacology a. Definition of rhythm and cycles. b. Biological clock and their significance leading to chronotherapy.	7	3	3.3, 3.4

Reference Books:

- Rang H. P., Dale M. M., Ritter J. M., Flower R. J., Rang and Dale's Pharmacology, Churchill Livingstone Elsevier
- Katzung B. G., Masters S. B., Trevor A. J., Basic and clinical pharmacology, Tata Mc Graw-Hill.
- Goodman and Gilman's, The Pharmacological Basis of Therapeutics
- Marry Anne K. K., Lloyd Yee Y., Brian K. A., Robbin L.C., Joseph G. B., Wayne A. K., Bradley R.W., Applied Therapeutics, The Clinical use of



INTEGRAL UNIVERSITY



FACULTY OF PHARMACY
DEPARTMENT OF PHARMACY



Drugs, The Point Lippincott Williams & Wilkins


e-Learning Source:

https://drive.google.com/drive/folders/169qOfL9G-zeJ6SQ9c6f-YDySX6GN_EjU?usp=share_link

Course Articulation Matrix:(Mapping of Cos with POs and PSOs)														
PO-PSO CO	PO1	PO2	PO3	PO4	PO5	PO6	PO7	PO8	PO9	PO10	PO11	PSO1	PSO2	PSO3
CO1	3	-	3	1	1	1	2	1	1	-	2	3	2	2
CO2	3	-	3	1	-	2	1	2	2	-	2	3	2	2
CO3	3	-	3	1	-	2	1	1	1	-	2	3	2	3
CO4	3	-	3	1	1	1	1	1	1	-	2	3	3	2
CO5	3	-	3	1	1	2	1	2	1	-	2	3	2	3

1-Low Correlation; 2- Moderate Correlation; 3- Substantial Correlation


<p>Prof. (Dr.) Kuldeep Singh</p> <p>Name & Sign of Program Coordinator</p>	<p>Head</p> <p>Department of Pharmacy</p> <p>Integral University</p> <p>Sign & Seal of HOD</p>
--	--



Course Code	BP603T	Title of the Course	HERBAL DRUG TECHNOLOGY	L	T	P	C	SDG Goals
Year	III	Semester	VI	3	1	-	4	
Course Objectives	1. To know the WHO and ICH guidelines for the evaluation of herbal drugs, herbal cosmetics, nutraceuticals and appreciate patenting of herbal drugs, GMP.							

Course Outcomes	
CO1	Evaluate the herbal raw material as a source of crude drugs for the preparation of herbal medicine based on Good agricultural practices in the cultivation of medicinal plants including Organic farming.
CO2	Judge the Nutraceuticals, Herbal-Drug, and Herb-Food Interactions, in the treatment of various diseases and Herbal-Drug and Herb-Food Interactions, based on the health benefits of Nutraceuticals in ailments like Diabetes, CVS diseases, Cancer, Irritable bowel syndrome, and various Gastrointestinal diseases.
CO3	Investigate the herbal raw material for the preparation of herbal cosmetics and herbal nano-formulations based on protective and antioxidant effects for skin and, hair care.
CO4	Estimate the herbal drug preparations as per the WHO and ICH guidelines and knowledge about the IPR, patenting aspects, and regulatory issues for the assessment of traditional drugs and natural products.
CO5	Develop competency in the testing and manufacturing practices of herbal drugs in Indian systems of medicine.

Unit No.	Title of the Unit	Content of Unit	Contact Hrs.	Mapped CO	SDG Targets
1	Herbs as raw materials	<p>Herbs as raw materials: Definition of herb, herbal medicine, herbal medicinal product, herbal drug preparation Source of Herbs, Selection, identification and authentication of herbal materials Processing of herbal raw material</p> <p>Biodynamic Agriculture: Good agricultural practices in cultivation of medicinal plants including Organic farming. Pest and Pest management in medicinal plants: Biopesticides/Bioinsecticides.</p> <p>Indian Systems of Medicine:</p> <p>a) Basic principles involved in Ayurveda, Siddha, Unani and Homeopathy</p> <p>b) Preparation and standardization of Ayurvedic formulations viz Aristas and Asawas, Ghutika, Churna, Lehya and Bhasma.</p>	11	1	-
2	Nutraceuticals	<p>Nutraceuticals</p> <p>General aspects, Market, growth, scope and types of products available in the market. Health benefits and role of Nutraceuticals in ailments like Diabetes, CVS diseases, Cancer, Irritable bowel syndrome and various Gastro intestinal diseases.</p> <p>Study of following herbs as health food: Alfaalfa, Chicory, Ginger, Fenugreek, Garlic, Honey, Amla, Ginseng, Ashwagandha, Spirulina</p> <p>Herbal-Drug and Herb-Food Interactions: General introduction to interaction and classification. Study of following drugs and their possible side effects and interactions: Hypercium, kava-kava, Ginkobiloba, Ginseng, Garlic, Pepper & Ephedra.</p>	07	2	3.1, 3.4, 3.8, 3.9
3	Herbal Cosmetics	<p>Herbal Cosmetics: Sources and description of raw materials of herbal origin used via, fixed oils, waxes, gums colours, perfumes, protective agents, bleaching agents, antioxidants in products such as skin care, hair care and oral hygiene products.</p> <p>Herbal excipients: Herbal Excipients – Significance of substances of natural origin as excipients – colorants, sweeteners, binders, diluents, viscosity builders, disintegrants, flavors & perfumes.</p> <p>Herbal formulations : Conventional herbal formulations like syrups, mixtures and tablets and Novel dosage forms like phytosomes</p>	10	3	-
4	Evaluation of Drugs, Regulatory Issues	<p>Evaluation of Drugs: WHO & ICH guidelines for the assessment of herbal drugs Stability testing of herbal drugs.</p> <p>Patenting and Regulatory requirements of natural products:</p> <p>a) Definition of the terms: Patent, IPR, Farmers right, Breeder's right, Bioprospecting and Biopiracy</p> <p>b) Patenting aspects of Traditional Knowledge and Natural Products. Case study of Curcuma & Neem.</p>	10	4	3.b




		Regulatory Issues - Regulations in India (ASU DTAB, ASU DCC), Regulation of manufacture of ASU drugs - Schedule Z of Drugs & Cosmetics Act for ASU drugs.			
5	General Introduction to Herbal Industry	General Introduction to Herbal Industry: Herbal drugs industry: Present scope and future prospects. A brief account of plant based industries and institutions involved in work on medicinal and aromatic plants in India. Schedule T – Good Manufacturing Practice of Indian systems of medicine: Components of GMP (Schedule – T) and its objectives Infrastructural requirements, working space, storage area, machinery and equipments, standard operating procedures, health and hygiene, documentation and records.	07	5	-
Reference Books:					
W.C. Evans, Trease and Evans Pharmacognosy, 16th edition, W.B. Saunders & Co., London, 2009.					
Textbook of Pharmacognosy by Tyler, Brady & Robber.					
Essentials of Pharmacognosy, Dr. SH. Ansari, 11th edition, Birla publications, New Delhi, 2007					
Mukherjee, P.W. Quality Control of Herbal Drugs: An Approach to Evaluation of Botanicals. Business Horizons Publishers, New Delhi, India, 2002.					
e-Learning Source:					
https://www.intechopen.com/chapters/53301					

Course Articulation Matrix: (Mapping of Cos with POs and PSOs)														
PO-PSO	PO1	PO2	PO3	PO4	PO5	PO6	PO7	PO8	PO9	PO10	PO11	PSO1	PSO2	PSO3
CO														
CO1	3	1	2	1	1	1	-	-	1	-	1	2	2	3
CO2	3	1	2	1	1	1	-	-	2	-	1	2	3	3
CO3	3	1	2	1	-	1	-	-	2	-	1	3	2	3
CO4	3	1	2	1	-	2	-	-	1	-	1	3	3	3
CO5	3	1	2	1	1	2	-	-	1	-	1	3	2	3

1- Low Correlation; 2- Moderate Correlation; 3- Substantial Correlation

Prof. (Dr.) Kuldeep Singh Name & Sign of Program Coordinator	Head Department of Pharmacy Integral University Sign & Seal of HOD
---	---



Course Code	BP604T	Title of the Course	BIOPHARMACEUTICS & PHARMACOKINETICS	L	3	T	1	P	-	C	4	SDG Goals	
Year	III	Semester	VI										
Course Objectives	<ol style="list-style-type: none"> 1. Understand the basic concepts in biopharmaceutics and pharmacokinetics and their significance. 2. Use of plasma drug concentration-time data to calculate the pharmacokinetic parameters to describe the kinetics of drug absorption, distribution, metabolism, excretion, elimination. 3. To understand the concepts of bioavailability and bioequivalence of drug products and their significance. 4. Understand various pharmacokinetic parameters, their significance & applications. 												

Course Outcomes	
CO1	Understand the mechanisms of drug absorption through the GIT and non-per oral extravascular routes based on the nature of the drug.
CO2	Explain metabolic pathways, factors affecting renal excretion of drugs and different terms of bioavailability based on physicochemical properties of the drug.
CO3	Apply pharmacokinetic principles, including compartment and non-compartment models, physiological models, and one-compartment open models for various administration routes, as well as calculate and interpret key pharmacokinetic parameters based on route of administrations.
CO4	Apply the principles of the two-compartment open model, calculate loading and maintenance doses based on drug properties.
CO5	Analyze the concept of non-linear pharmacokinetics and explain the factors causing non-linearity and use Michaelis-menton equation to estimate parameters based on pharmacokinetics parameters of the drug.

Unit No.	Title of the Unit	Content of Unit	Contact Hrs.	Mapped CO	SDG Targets
1	Introduction to Biopharmaceutics, Absorption & Distribution	Mechanisms of drug absorption through GIT, factors influencing drug absorption through GIT, absorption of drug from Non per oral extra-vascular routes, Tissue permeability of drugs, binding of drugs, apparent, volume of drug distribution, plasma and tissue protein binding of drugs, factors affecting protein-drug binding. Kinetics of protein binding. Clinical significance of protein binding of drugs.	10	1, 2	9.5 9.b
2	Elimination, Bioavailability and Bioequivalence	Drug metabolism and basic understanding metabolic pathways renal excretion of drugs, factors affecting renal excretion of drugs, renal clearance, Non renal routes of drug excretion of drugs Definition and Objectives of bioavailability, absolute and relative bioavailability, measurement of bioavailability, in-vitro drug dissolution models, in-vitro-in-vivo correlations, bioequivalence studies, methods to enhance the dissolution rates and bioavailability of poorly soluble drugs.	10	3, 4	9.5 9.b
3	Pharmacokinetics	Definition and introduction to Pharmacokinetics, Compartment models, Non compartment models, physiological models, One compartment open model. (a). Intravenous Injection (Bolus) (b). Intravenous infusion and (c) Extra vascular administrations. Pharmacokinetics parameters - KE , $t_{1/2}$, V_d , AUC , K_a , Cl_t and CLR - definitions methods of eliminations, understanding of their significance and application	10	5	9.1 9.5 9.b
4	Multicompartment models	Two compartment open model. IV bolus Kinetics of multiple dosing, steady state drug levels, calculation of loading and maintenance doses and their significance in clinical settings	8	6	9.1 9.5 9.b
5	Nonlinear Pharmacokinetics	Introduction, Factors causing Non-linearity, Michaelis-menton method of estimating parameters, Explanation with example of drugs.	7	7	9.5 9.b

Reference Books:

Biopharmaceutics and Clinical Pharmacokinetics by, Milo Gibaldi.

Biopharmaceutics and Pharmacokinetics; By Robert F Notari

Applied biopharmaceutics and pharmacokinetics, Leon Shargel and Andrew B.C.YU 4th edition, Prentice-Hall International edition, USA.


Bio pharmaceutics and Pharmacokinetics-A Treatise, By D. M. Brahmankar and Sunil B. Jaiswal, Vallabh Prakashan Pitampura, Delhi.

Pharmacokinetics: By Milo Gibaldi Donald, R. Mercel Dekker Inc.

Hand Book of Clinical Pharmacokinetics, By Milo Gibaldi and Laurie Prescott by ADIS Health Science Press..

Biopharmaceutics; By Swarbrick

Biopharmaceutics and Clinical Pharmacokinetics-An introduction 4th edition Revised and expanded by Robert F Notari Marcel Dekker Inc, New York and Basel, 1987.



Remington's Pharmaceutical Sciences, ByMack Publishing Company, Pennsylvania

e-Learning Source:




<https://drive.google.com/file/d/1PuOdN2CUMvjnUNse5PTYAXkfSlmTGqjW/view?usp=sharing>


https://ptabdata.blob.core.windows.net/files/2017/IPR2017-00854/v34_Exhibit%201034%20-%20Gibaldi.PDF

<https://accesspharmacy.mhmedical.com/content.aspx?bookid=513§ionid=41488019#56601005>

Course Articulation Matrix:(Mapping of Cos with POs and PSOs)														
PO-PSO CO	PO1	PO2	PO3	PO4	PO5	PO6	PO7	PO8	PO9	PO10	PO11	PSO1	PSO2	PSO3
C01	3	2	3	2	-	1	1	-	2	-	3	3	2	2
C02	3	2	3	2	-	1	1	-	1	-	3	3	2	2
C03	3	2	3	2	1	2	1	-	1	-	3	3	2	3
C04	3	2	3	2	1	2	1	-	1	-	3	3	2	3
C05	3	2	3	2	1	1	1	-	2	-	3	3	2	3

1-Low Correlation; 2- Moderate Correlation; 3- Substantial Correlation


<p>Prof. (Dr.) Kuldeep Singh </p> <p>Name & Sign of Program Coordinator</p>	<p> Head Department of Pharmacy Integral University Sign & Seal of HOD </p>
---	---



Course Code	BP605T	Title of the Course	PHARMACEUTICAL BIOTECHNOLOGY	L	3	T	1	P	-	C	4	SDG Goals	
Year	III	Semester	VI										
Course Objectives	Understanding the importance of Immobilized enzymes in Pharmaceutical Industries. Genetic engineering applications in relation to production of pharmaceuticals, immune system and vaccine. Importance of Monoclonal antibodies in Industries, fermentation technology												

Course Outcomes	
CO1	Recall the basic principles and applications of biotechnology in the pharmaceutical field. Describe the role of enzymes in biotechnological processes and their pharmaceutical relevance.
CO2	Explain the processes involved in genetic engineering and its pharmaceutical applications. Analyze the traditional pharmaceutical manufacturing processes and biotechnological methods.
CO3	Understanding the immune system, Hypersensitivity reactions, Monoclonal antibodies. Apply the principles of biotechnology to develop new pharmaceutical products such as vaccines and Monoclonal antibodies.
CO4	Explain the importance of various immunological techniques i.e. Microbial genetics, Microbial biotransformation and Mutation. Analyze social implications of biotechnological advances in pharmaceuticals.
CO5	Describe the role fermentation technology. Use biotechnological techniques in the production of pharmaceutical products i.e. organic acids, antibiotics etc. Evaluate the efficacy and safety of Blood products.

Unit No.	Title of the Unit	Content of Unit	Contact Hrs.	Mapped CO	SDG Targets
1	Brief introduction to Biotechnology	Brief introduction to Biotechnology with reference to Pharmaceutical Sciences. Enzyme Biotechnology- Methods of enzyme immobilization and applications. Biosensors- Working and applications of biosensors in Pharmaceutical Industries. Brief introduction to Protein Engineering. Use of microbes in industry. Production of Enzymes- General consideration- Amylase, Catalase, Peroxidase, Lipase, Protease, Penicillinase. Basic principles of genetic engineering.	10	1	9.1
2	Recombinant DNA technology	Study of cloning vectors, restriction endonucleases and DNA ligase. Recombinant DNA technology. Application of genetic engineering in medicine. Application of r DNA technology and genetic engineering in the production of: i) Interferon ii) Vaccines- hepatitis- B iii) Hormones- Insulin. Brief introduction to PCR	10	2	9.1&9.9
3	Immune System	Structure of Immunoglobulins Structure and Function of MHC Hypersensitivity reactions, Immune stimulation and Immune suppressions. General method of the preparation of bacterial vaccines, toxoids, viral vaccine, antitoxins, serum-immune blood derivatives and other products relative to immunity. Storage conditions and stability of official vaccines Hybridoma technology- Production, Purification and Applications Blood products and Plasma Substitutes.	10	3	-
4	Blotting Techniques	Immuno blotting techniques- ELISA, Western blotting, Southern blotting. Genetic organization of Eukaryotes and Prokaryotes Microbial genetics including transformation, transduction, conjugation, plasmids and transposons. Introduction to Microbial biotransformation and applications. Mutation: Types of mutation/mutants.	08	4	9.1&9.9
5	Fermentation methods	Fermentation methods and general requirements, study of media, equipments, sterilization methods, aeration process, stirring. Large scale production fermenter design and its various controls. Study of the production of - penicillins, citric acid, Vitamin B12, Glutamic acid, Griseofulvin, Blood Products: Collection, Processing and Storage of whole human blood, dried human plasma, plasma Substitutes.	07	5	9.1&9.9
Reference Books:					




B.R. Glick and J.J. Pasternak: Molecular Biotechnology: Principles and Applications of Recombinant DNA: ASM Press Washington D.C.
RA Goldsby et. al. : Kuby Immunology.
J.W. Goding: Monoclonal Antibodies.
J.M. Walker and E.B. Gingold: Molecular Biology and Biotechnology by Royal Society of Chemistry.
Zaborsky: Immobilized Enzymes, CRC Press, Degradland, Ohio.
S.B. Primrose: Molecular Biotechnology (Second Edition) Blackwell Scientific Publication.
Stanbury F., P., Whitakar A., and Hall J., S., Principles of fermentation technology, 2nd edition, Aditya books Ltd., New Delhi
e-Learning Source:
https://www.google.co.in/books/edition/Molecular_Biotechnology/icV6EAAAQBAJ?hl=en&gbpv=1&dq=Biotechnology:+Principles+and+Applications&printsec=frontcover
https://www.google.co.in/books/edition/Biopharmaceutical_Drug_Design_and_Development/D5iHKLX-GOYC?hl=en&gbpv=1&dq=B.R.+Glick+and+J.J.+Pasternak:+Molecular+Biotechnology:+Principles+and+Applications+of+RecombinantDNA:+ASM+Press+Washington+D.C.+&printsec=frontcover
https://www.google.co.in/books/edition/A_Textbook_of_Biotechnology/-7qcEAAAQBAJ?hl=en&gbpv=1

Course Articulation Matrix:(Mapping of Cos with POs and PSOs)														
PO-PSO CO	PO1	PO2	PO3	PO4	PO5	PO6	PO7	PO8	PO9	PO10	PO11	PSO1	PSO2	PSO3
CO1	3	1	1	2	-	2	-	1	1	-	1	2	2	2
CO2	3	1	1	2	1	1	-	1	1	-	1	2	2	3
CO3	3	1	1	2	1	1	-	1	1	-	1	1	2	3
CO4	3	1	1	2	1	2	-	1	1	-	1	1	2	3
CO5	3	1	1	2	1	1	-	1	1	-	1	1	2	2

1-Low Correlation; 2- Moderate Correlation; 3- Substantial Correlation

Prof. (Dr.) Kuldeep Singh Name & Sign of Program Coordinator	 Head Department of Pharmacy Integral University Lucknow Sign & Seal of HOD
---	--




Course Code	BP606T	Title of the Course	QUALITY ASSURANCE	L	T	P	C	SDG Goals
Year	III	Semester	VI	3	1	-	4	
Course Objectives	1. Understand the cGMP aspects in a pharmaceutical industry 2. Appreciate the importance of documentation 3. Understand the scope of quality certifications applicable to pharmaceutical industries 4. Understand the responsibilities of QA & QC departments							

Course Outcomes	
CO1	Understand the scope of quality management, QbD, ICH guidelines, ISO and NABL accreditation based on their principles and processes.
CO2	Describe the concepts of maintenance of organization and personnel responsibilities on the basis of pharmaceutical industrial flow parameters.
CO3	Analyze the cGMP aspects in the pharmaceutical industry on the basis of understanding operational parameters.
CO4	Explain the basic concept of complaints, goods handling and recalling, waste disposal and documentation employing QA & QC reports.
CO5	Analyze the significance of calibration, validation and qualification based on the concept of quality assurance.

Unit No.	Title of the Unit	Content of Unit	Contact Hrs.	Mapped CO	SDG Targets
1	Concepts of Pharmaceutical Assurance and Quality Management	Quality Assurance and Quality Management concepts: Definition and concept of Quality control, Quality assurance and GMP Total Quality Management (TQM): Definition, elements, philosophies ICH Guidelines: purpose, participants, process of harmonization, Brief overview of QSEM, with special emphasis on Q-series guidelines, ICH stability testing guidelines Quality by design (QbD): Definition, overview, elements of QbD program, tools ISO 9000 & ISO14000: Overview, Benefits, Elements, steps for registration NABL accreditation : Principles and procedures	10	1	-
2	Organization and personnel Premises Equipments and raw materials	Personnel responsibilities, training, hygiene and personal records. Design, construction and plant layout, maintenance, sanitation, environmental control, utilities and maintenance of sterile areas, control of contamination. Equipment selection, purchase specifications, maintenance, purchase specifications and maintenance of stores for raw materials.	10	2	-
3	Quality control test for packaging materials Understanding of Good Laboratory Practices	Quality control test for containers, rubber closures and secondary packing materials. General Provisions, Organization and Personnel, Facilities, Equipment, Testing Facilities Operation, Test and Control Articles, Protocol for Conduct of a Nonclinical Laboratory Study, Records and Reports, Disqualification of Testing Facilities	10	3	-
4	Pharmaceutical Complaints Document maintenance in pharmaceutical industry	Complaints and evaluation of complaints, Handling of return good, recalling and waste disposal. Batch Formula Record, Master Formula Record, SOP, Quality audit, Quality Review and Quality documentation, Reports and documents, distribution records.	08	4	-
5	Concepts Calibration & Validation Warehousing	Introduction, definition and general principles of calibration, qualification and validation, importance and scope of validation, types of validation, validation master plan. Calibration of pH meter, Qualification of UV-Visible spectrophotometer, General principles of Analytical method Validation. Good warehousing practice, materials management	07	5	-

Reference Books:


- Quality Assurance Guide by organization of Pharmaceutical Products of India.
- Good Laboratory Practice Regulations, 2nd Edition, Sandy Weinberg Vol. 69.
- Quality Assurance of Pharmaceuticals- A compendium of Guide lines and Related materials Vol I WHO Publications.
- A guide to Total Quality Management- Kushik Maitra and Sedhan K Ghosh




How to Practice GMP's – P P Sharma..
ISO 9000 and Total Quality Management – Sadhank G Ghosh
Good laboratory Practices – Marcel Dekker Series
ICH guidelines, ISO 9000 and 14000 guidelines
e-Learning Source:
https://pharmonly.net/wp-content/uploads/2022/08/Industrial-Pharmacy-Lachman-Libbermann-4th-edition.pdf
https://www.iso.org/home.html
https://nablwp.qci.org.in/Home/index
https://www.piramalpharmasolutions.com/themes/zen/assets/misc/whitepapers/Quality
https://www.researchgate.net/publication/308595149_A_Model_of_Pharmaceutical_Customer_Complaints_and_Redressal_System
https://www.researchgate.net/publication/354722731_DOCUMENTATION_IN_PHARMACEUTICAL_INDUSTRY

Course Articulation Matrix:(Mapping of Cos with POs and PSOs)														
PO-PSO CO	PO1	PO2	PO3	PO4	PO5	PO6	PO7	PO8	PO9	PO10	PO11	PSO1	PSO2	PSO3
CO1	3	-	2	-	-	-	-	1	-	-	-	3	1	2
CO2	2	-	-	-	-	-	-	2	-	2	-	3	1	2
CO3	3	2	2	-	-	2	-	2	-	-	-	3	1	2
CO4	2	2	2	2	-	-	1	1	-	-	2	3	1	2
CO5	2	-	-	-	-	-	-	3	2	2	-	3	1	2

1-Low Correlation; 2- Moderate Correlation; 3- Substantial Correlation

Prof. (Dr.) Kuldeep Singh Name & Sign of Program Coordinator	 Head Department of Pharmacy Integral University Lucknow Sign & Seal of HOD
---	---




Course Code	BP607P	Title of the Course	MEDICINAL CHEMISTRY III	L	T	P	C	SDG Goals
Year	III	Semester	VI	-	-	4	2	-
Course Objectives	<ol style="list-style-type: none"> 1. Learn the basic laboratory skills, laboratory equipments and laboratory reagents involved in synthesis and assay procedure of some drugs and their intermediates necessary in medicinal chemistry 2. Set up a safe experimental procedure to avoid a risk of an accident and keep concerned about human health and the environment. 3. Understand the proper procedures for the safe use of chemicals and can follow the proper procedures for chemical waste disposal and synthesize chemical compounds and intermediates. 4. Draw chemical structures and reactions by using chem. Draw software. Also students able to calculate various physicochemical properties by using Chem Draw software. 5. Adopt proper communication skills by expressing theoretical and practical knowledge through viva-voce. 							

Course Outcomes	
CO1	Understand the fundamental methodologies, instruments, and safety protocols essential for the synthesis and assay procedures of pharmacologically significant compounds.
CO2	Apply the concepts of different reaction mechanism to synthesize and purify medicinally important compounds based on standard protocol.
CO3	Evaluate the purity of drug based on different analytical techniques and assay procedures as per IP/BP and USP.
CO4	Apply green chemistry principles to the synthesis of APIs and drug intermediates, employing techniques such as microwave-assisted, solvent-free synthesis in accordance with established green chemistry principles.
CO5	Apply computational chemistry techniques to sketch chemical structures, reactions and to calculate the physicochemical properties of drug-like molecules.

Experiment No.	Title of the Experiment	Content of Unit	Contact Hrs.	Mapped CO	SDG Targets
1	Preparation of drugs and intermediates	Sulphanilamide	4	1,2	-
2	Preparation of drug	7-Hydroxy, 4-methyl coumarin	4	1,2	-
3	Preparation of drug	Chlorobutanol	4	1,2	-
4	Preparation of drug	Triphenyl imidazole	4	1,2	-
5	Preparation of drug	Tolbutamide	4	1,2	-
6	Preparation of drug	Hexamine	4	1,2	-
7	Assay of drugs	Isonicotinic acid hydrazide	4	1,3	-
8	Assay	Chloroquine	4	1,3	-
9	Assay	Metronidazole	4	1,3	-
10	Assay	Dapsone	4	1,3	-
11	Assay	Chlorpheniramine maleate	4	1,3	-
12	Assay	Benzyl penicillin	4	1,3	-
13	Preparation of medicinally important compounds or intermediates by Microwave irradiation technique	Preparation of medicinally important compounds or intermediates by Microwave irradiation technique	4	1,2,4	-
14	Drawing structures and reactions using chem draw®	Drawing structures and reactions using chem draw®	4	5	-
15	Determination	Determination of physicochemical properties such as logP, clogP, MR, Molecular weight, Hydrogen bond donors and acceptors for class of drugs course content using drug design software Drug likeliness screening (Lipinskies RO5)	4	5	-



e-Learning Source:


<https://www.ncbi.nlm.nih.gov/books/NBK55884/>



Course Articulation Matrix:(Mapping of Cos with POs and PSOs)														
PO-PSO CO	PO1	PO2	PO3	PO4	PO5	PO6	PO7	PO8	PO9	PO10	PO11	PSO1	PSO2	PSO3
C01	3	1	3	2	1	2	-	-	1	2	3	3	1	3
C02	3	1	3	2	2	2	-	-	1	2	3	3	1	3
C03	3	1	3	2	1	1	-	-	1	2	3	3	1	3
C04	3	1	3	2	1	1	-	-	1	2	3	3	1	3
C05	3	1	3	2	1	2	-	-	1	2	3	3	1	3

1-Low Correlation; 2- Moderate Correlation; 3- Substantial Correlation

<p>Prof. (Dr.) Kuldeep Singh </p> <p>Name & Sign of Program Coordinator</p>	<p> Head Department of Pharmacy Integral University</p> <p>Sign & Seal of HOD</p>
--	--



Course Code	BP608P	Title of the Course	PHARMACOLOGY III	L	T	P	C	SDG Goals
Year	III	Semester	VI	-	-	4	2	-
Course Objectives	1. Understand the mechanism of drug action and its relevance in the treatment of different infectious diseases 2. Comprehend the principles of toxicology and treatment of various poisonings 3. Appreciate correlation of pharmacology with related medical sciences.							

Course Outcomes	
CO1	Demonstrate the ability to calculate drug doses and interpret pharmacokinetic data and using case based exercise ensuring accuracy in applying formulas and analyzing pharmacological responses.
CO2	Perform in vivo pharmacological experiments such as mast cell stabilization, anti-ulcer models and insulin hypoglycemia tests by following standard procedures and ethically handling lab animals.
CO3	Evaluate the pharmacological effects drugs on isolated tissues like guinea pig ileum and frog intestine through functional experiments accurately recording and interpreting responses to agonist and antagonist.
CO4	Assess biochemical and toxicological responses using tools like semi auto analyzed and rabbit models to determine parameters such as serum biochemistry, pyrogen testing and LD ₅₀ calculations from experimental data.
CO5	Apply statistical tools such as t-tests, ANOVA, Chi-squares and non-parametric tests to analyze and interpret pharmacological data demonstrating logical conclusions through calculations based assignments and software based analysis.

Experiment No.	Title of the Experiment	Content of Unit	Contact Hrs.	Mapped CO	SDG Targets
1.	Dose calculation	Dose calculation in pharmacological experiments.	4	1	-
2.	Pharmacokinetic study	Calculation of pharmacokinetic parameters from a given data.	4	1	-
3.	Antiallergic activity	Anti-allergic activity by mast cell stabilization assay.	4	2	-
4.	Pylorus ligation	Study of anti-ulcer activity of a drug using pylorus ligand (SHAY) rat model and NSAIDS induced ulcer model.	4	2	-
5.	Hypoglycemic effect	Insulin hypoglycemic effect in rabbit.	4	2	-
6.	Drug effect	Study of effect of drugs on gastrointestinal motility.	4	3	-
7.	Drug effect	Effect of agonist and antagonists on guinea pig ileum.	4	3	-
8.	Purgative effect	Effect of saline purgative on frog intestine.	4	3	-
9.	Serum biochemical estimation	Estimation of serum biochemical parameters by using semi-autoanalyzer.	4	4	-
10.	Pyrogen test	Test for pyrogens (rabbit method).	4	4	-
11.	Toxicity study	Determination of acute oral toxicity (LD ₅₀) of a drug from a given data.	4		-
12.	Skin irritation	Determination of acute skin irritation / corrosion of a test substance.	4	4	-
13.	Eye irritation	Determination of acute eye irritation / corrosion of a test substance.	4	4	-
14.	Biostats	Biostatistics methods in experimental pharmacology (Chi square test, Wilcoxon Signed Rank test).	4	5	-
15.	ANOVA test	Biostatistics methods in experimental pharmacology (student's t test, ANOVA).	4	5	-

e-Learning Source:

Animal simulation Ex- Pharm

Course Articulation Matrix: (Mapping of Cos with POs and PSOs)														
PO-PSO	PO1	PO2	PO3	PO4	PO5	PO6	PO7	PO8	PO9	PO10	PO11	PSO1	PSO2	PSO3
CO1	3	3	3	2	2	3	2	1	1	-	3	3	1	2
CO2	3	3	3	2	1	3	2	1	1	-	3	3	1	2
CO3	3	3	3	2	2	3	2	2	1	-	3	3	1	2
CO4	3	3	3	2	1	3	2	2	1	-	3	3	1	2
CO5	3	3	3	2	1	3	2	1	1	-	3	3	1	2

1-Low Correlation; 2- Moderate Correlation; 3- Substantial Correlation


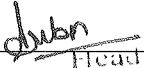



**INTEGRAL
UNIVERSITY**



FACULTY OF PHARMACY
DEPARTMENT OF PHARMACY



<p>Prof. (Dr.) Kuldeep Singh </p> <p>Name & Sign of Program Coordinator</p>	<p> Head Department of Pharmacy Integral University Sign & Seal of HOD Lucknow</p>
--	---



Course Code	BP609P	Title of the Course	HERBAL DRUG TECHNOLOGY	L	-	T	-	P	4	C	2	SDG Goals	-
Year	III	Semester	VI										
Course Objectives	1. To understand raw material as a source of herbal drugs from cultivation to herbal drug product. 2. To know the WHO and ICH guidelines for evaluation of herbal drugs. 3. To know the herbal cosmetics, natural sweeteners, nutraceuticals. 4. To appreciate patenting of herbal drugs, GMP												

Course Outcomes	
CO1	Evaluate and interpret monograph data of herbal drugs from updated Pharmacopoeias for application in quality control and standardization.
CO2	Explain the principles and perform preliminary phytochemical tests to detect phytoconstituents in crude drugs.
CO3	Analyze and determine the alcohol content in Ayurvedic formulations such as Asava and Arista using appropriate analytical methods.
CO4	Evaluate the quality of herbal drug formulations by determining and interpreting Aldehyde, Phenol, and Alkaloid contents.
CO5	Apply appropriate techniques to prepare herbal extracts and standardize formulations as per Pharmacopoeial guidelines, ensuring quality and efficacy.

Experiment No.	Title of the Experiment	Content of Unit	Contact Hrs.	Mapped CO	SDG Targets
1	Pharmacopoeial Monograph study	To study the monograph for analysis of herbal drugs from Pharmacopoeias.	4	1	-
2	Pharmacopoeial Monograph study	To determine the foaming and swelling index of crude drugs.	4	1	-
3	Phytochemical screening	To perform the preliminary phytochemical screening of crude drugs.	4	2	-
4	Standardization of Ayurvedic formulations	To determine the alcohol content of Ayurvedic formulation Asava and Arista.	4	3	-
5	Estimation of phytoconstituents in herbal drug	To determine of Aldehyde, Phenol and alkaloids content in herbal drug	4	4	-
6	Incorporation of prepared and standardized extract in herbal formulations	To prepare and evaluate herbal extract cream. To prepare and evaluate herbal extract Syrup. To prepare and evaluate herbal extract Shampoo. To prepare and evaluate herbal extract Tablets.	16	5	-


e-Learning Source:

<https://www.hindawi.com/journals/tswj/2017/5873648/>

Course Articulation Matrix: (Mapping of Cos with POs and PSOs)														
PO-PSO CO	PO1	PO2	PO3	PO4	PO5	PO6	PO7	PO8	PO9	PO10	PO11	PSO1	PSO2	PSO3
CO1	3	1	1	-	-	-	-	-	-	-	3	3	1	2
CO2	3	3	2	2	-	-	1	-	-	1	3	3	2	3
CO3	3	3	2	2	-	-	1	-	-	1	3	3	2	3
CO4	3	3	2	3	-	-	1	-	-	1	3	3	2	3
CO5	3	3	2	3	-	2	1	-	-	1	3	3	1	3

1-Low Correlation; 2- Moderate Correlation; 3- Substantial Correlation


Prof. (Dr.) Kuldeep Singh Name & Sign of Program Coordinator	 Head Department of Pharmacy Integral University Sign & Seal of HOD
---	---



Course Code	BP701T	Title of the Course	INSTRUMENTAL METHODS OF ANALYSIS (THEORY)	L		T		P		C		SDG Goals
Year	IV	Semester	VII	3		1		0		4		
Course Objectives	Upon completion of the course the student shall be able to 1. Understand the interaction of matter with electromagnetic radiations and its applications in drug analysis. 2. Understand the chromatographic separation and analysis of drugs. 3. Perform quantitative & qualitative analysis of drugs using various analytical instruments.											

Course Outcomes	
CO1	Examine the pharmaceutical substance by UV Visible spectroscopy and fluorimetry on the basis of its chemical structure and interactions with electromagnetic radiations.
CO2	Appraise the pharmaceutical substance by IR spectroscopy, flame photometry, atomic absorption spectroscopy and nepheloturbidometry using the knowledge of its chemical structure and interactions with electromagnetic radiations..
CO3	Based upon the chemical structure and physicochemical properties of the pharmaceutical substance; <i>Question</i> the pharmaceutical substance by chromatography and electrophoresis.
CO4	<i>Distinguish</i> the pharmaceutical substance by gas chromatography and high performance liquid chromatography on the basis of its chemical structure and physicochemical properties.
CO5	Examine the pharmaceutical substance using ion exchange chromatography, gel chromatography and affinity chromatography on the basis of its chemical structure and physicochemical properties.

Unit No.	Title of the Unit	Content of Unit	Contact Hrs.	Mapped CO	SDG Targets
1	UV Visible spectroscopy and Fluorimetry	UV Visible spectroscopy: Electronic transitions, chromophores, auxochromes, spectral shifts, solvent effect on absorption spectra, Beer and Lambert's law, Derivation and deviations. Instrumentation Sources of radiation, wavelength selectors, sample cells, detectors- Photo tube, Photomultiplier tube, Photo voltaic cell, Silicon Photodiode. Applications - Spectrophotometric titrations, Single component and multicomponent analysis. Fluorimetry: Theory, Concepts of singlet, doublet and triplet electronic states, internal and external conversions, factors affecting fluorescence, quenching, instrumentation and applications.	10	1	3.2 & 3.4
2	IR spectroscopy, Flame Photometry, Atomic absorption spectroscopy and Nepheloturbidometry	IR spectroscopy: Introduction, fundamental modes of vibrations in polyatomic molecules, sample handling, factors affecting vibrations. Instrumentation-Sources of radiation, wavelength selectors, detectors -Golay cell, Bolometer, Thermocouple, Thermister, Pyroelectric detector and applications. Flame Photometry: Principle, interferences, instrumentation and applications. Atomic absorption spectroscopy: Principle, interferences, instrumentation and applications. Nepheloturbidometry: Principle, instrumentation and applications.	10	2	3.2 & 3.4
3	Adsorption and Partition column chromatography, Thin layer chromatography, Paper chromatography and Electrophoresis	Introduction to chromatography Adsorption and partition column chromatography: Methodology, advantages, disadvantages and applications. Thin layer chromatography: Introduction, Principle, Methodology, R _f values, advantages, disadvantages and applications. Paper chromatography: Introduction, methodology, development techniques, advantages, disadvantages and applications. Electrophoresis: Introduction, factors affecting electrophoretic mobility, Techniques of paper, gel, capillary electrophoresis, applications.	10	3	3.2 & 3.4



4	Gas chromatography and High performance liquid chromatography	Gas chromatography: Introduction, theory, instrumentation, Derivatization, temperature programming, advantages, Disadvantages and applications. High performance liquid chromatography (HPLC): Introduction, theory, Instrumentation, Advantages and applications.	8	4	3.2 & 3.4
5	Ion exchange chromatography, Gel chromatography and Affinity chromatography	Ion exchange chromatography- Introduction, classification, Ion exchange resins, properties, Mechanism of ion exchange process, Factors affecting ion exchange, Methodology and applications. Gel chromatography- Introduction, theory, Instrumentation and applications. Affinity chromatography- Introduction, theory, Instrumentation and applications.	7	5	3.2 & 3.4

Reference Books:

Instrumental Methods of Chemical Analysis by B.K Sharma

Organic spectroscopy by Y.R Sharma

Text book of Pharmaceutical Analysis by Kenneth A. Connors

Vogel's Text book of Quantitative Chemical Analysis by A.I. Vogel

Practical Pharmaceutical Chemistry by A.H. Beckett and J.B. Stenlake

Organic Chemistry by I.L. Finar

Organic spectroscopy by William Kemp

Quantitative Analysis of Drugs by D. C. Garrett

Quantitative Analysis of Drugs in Pharmaceutical Formulations by P.D. Sethi

Spectrophotometric identification of Organic Compounds by Silverstein

e-Learning Source:

<https://www.classcentral.com/course/swayam-spectroscopic-techniques-for-pharmaceutical-and-biopharmaceutical-industries-14301>

<https://www.sciencedirect.com/science/article/pii/S1878535213001056>

<https://www.ncbi.nlm.nih.gov/pmc/articles/PMC6258797/>

https://www.google.co.in/books/edition/Pharmaceutical_Analysis/Ub8wod1CJ50C?hl=en&gbpv=1&dq=pharmaceutical+analysis+spectral+chromatography&printsec=frontcover

https://www.google.co.in/books/edition/Pharmaceutical_Analysis_E_Book/YExgDAAAQBAJ?hl=en&gbpv=1&dq=pharmaceutical+analysis+spectral+chromatography&printsec=frontcover

Course Articulation Matrix: (Mapping of Cos with POs and PSOs)														
PO-PSO CO	PO1	PO2	PO3	PO4	PO5	PO6	PO7	PO8	PO9	PO10	PO11	PSO1	PSO2	PSO3
CO1	3	1	1	3	-	-	1	-	1	1	2	3	1	2
CO2	3	1	1	3	-	-	1	-	1	1	2	3	1	2
CO3	3	1	1	3	-	-	1	-	1	1	2	3	1	2
CO4	3	1	1	3	-	-	1	-	1	1	2	3	1	2
CO5	3	1	1	3	-	-	1	-	1	1	2	3	1	2

1-Low Correlation; 2- Moderate Correlation; 3- Substantial Correlation

Prof. (Dr.) Kuldeep Singh

Name & Sign of Program Coordinator

Head

Department of Pharmacy
Integral University

Sign & Seal of HOD



Course Code	BP702T	Title of the Course	INDUSTRIAL PHARMACY II	L	3	T	1	P	-	C	4	SDG Goals	
Year	IV	Semester	VII										
Course Objectives	1. Know the process of pilot plant and scale up of pharmaceutical dosage forms 2. Understand the process of technology transfer from lab scale to commercial batch 3. Know different Laws and Acts that regulate pharmaceutical industry 4. Understand the approval process and regulatory requirements for drug products												

Course Outcomes

CO1	Based on scale-up principles and SUPAC guidelines, apply and analyze techniques for scaling up solids, liquid orals, semi-solids, managing personnel, space, raw materials, and documentation.
CO2	Analyze and apply technology development and transfer processes by addressing protocols, quality management, documentation, regulatory requirements: on the basis of WHO guidelines.
CO3	Based on understanding of regulatory requirements for drug approval: Grade their preparation and submission of key documents such as IND and NDA applications, and manage clinical studies in compliance with FDA guidelines.
CO4	Appraise the Total Quality Management, Quality by Design, Six Sigma, and compliance with ISO 9000 and ISO 14000 standards on the basis of knowledge of quality management systems in the pharmaceutical industry.
CO5	Based on understanding of regulatory requirements, conclude the approval procedures for new drugs in India and the roles and responsibilities of CDSCO and state licensing authorities.

Unit No.	Title of the Unit	Content of Unit	Contact Hrs.	Mapped CO	SDG Targets
1	Pilot plant scale up techniques	Pilot plant scale up techniques: General considerations - including significance of personnel requirements, space requirements, raw materials. Pilot plant scale up considerations for solids, liquid orals, semi solids and relevant documentation, SUPAC guidelines, Introduction to platform technology	10	1	9.1 9.2 9.5 9.b
2	Terminology, Technology transfer protocol, Quality risk management	Technology development and transfer: WHO guidelines for Technology Transfer(TT): Terminology, Technology transfer protocol. Quality risk management, Transfer from R & D to production (Process, packaging and cleaning), Granularity of TT Process (API, excipients, finished products, packaging materials) Documentation, Premises and equipments, qualification and validation, quality control, analytical method transfer, Approved regulatory bodies and agencies, Commercialization - practical aspects and problems (case studies), TT agencies in India - APCTD, NRDC, TIFAC, BCIL, TBSE / SIDBI; TT related documentation - confidentiality agreement, licensing, MoUs, legal issues	10	2	9.1 9.5 9.b
3	Regulatory affairs	Regulatory affairs: Introduction, Historical overview of Regulatory Affairs, Regulatory authorities, Role of Regulatory affairs department, Responsibility of Regulatory Affairs Professionals Regulatory Requirements for drug approval: Drug Development Teams, Non-Clinical Drug Development, Pharmacology, Drug Metabolism and Toxicology, General considerations of Investigational New Drug (IND) Application, Investigator's Brochure (IB) and New Drug Application (NDA), Clinical research / BE studies, Clinical Research Protocols. Biostatistics in Pharmaceutical Product Development, Data Presentation for FDA Submissions, Management of Clinical Studies.	10	3	9.5 9.b 9.2
4	Quality management systems	Quality management systems: Quality management & Certifications: Concept of Quality, Total Quality Management, Quality by Design (QbD), Six Sigma concept, Out of Specifications (OOS), Change control, Introduction to ISO 9000 series of quality systems standards, ISO 14000, NABL, GLP	8	4	9.1 9.5 9.b
5	Indian Regulatory Requirements	Indian Regulatory Requirements: Central Drug Standard Control Organization (CDSCO) and State Licensing Authority: Organization, Responsibilities, Certificate of Pharmaceutical Product (COPP), Regulatory requirements and approval procedures for New Drugs	7	5	9.1 9.2 9.5 9.b



Reference Books:

Regulatory Affairs from Wikipedia, the free encyclopedia modified on 7th April available at http://en.wikipedia.org/wiki/Regulatory_Affairs

Douglas J Pisano and David S. Mantus. Text book of FDA Regulatory Affairs A Guide for Prescription Drugs, Medical Devices, and Biologics' Second Edition.

Regulatory Affairs brought by learning plus, inc. a

e-Learning Source:


<http://www.iraup.com/about.php>

Course Articulation Matrix:(Mapping of Cos with POs and PSOs)

PO-PSO CO	PO1	PO2	PO3	PO4	PO5	PO6	PO7	PO8	PO9	PO10	PO11	PSO1	PSO2	PSO3
CO1	3	3	2	1	1	2	3	1	1	-	2	3	2	2
CO2	3	3	2	1	1	1	3	1	1	-	2	3	2	3
CO3	3	3	2	1	1	2	3	1	1	-	2	3	1	2
CO4	3	3	2	1	1	1	3	1	1	-	2	3	2	2
CO5	3	3	2	1	1	1	3	1	1	-	2	3	2	2

1-Low Correlation; 2- Moderate Correlation; 3- Substantial Correlation


<p>Dr. Kuldeep Singh</p> <p>Name & Sign of Program Coordinator</p>	<p>Head</p> <p>Sign & Stamp of Head of Department of Pharmacy</p> <p>Integral University</p> <p>Lucknow</p>
--	---



Course Code	BP703T	Title of the Course	PHARMACY PRACTICE	L	3	T	1	P	-	C	4	SDG Goals	
Year	IV	Semester	VII										
Course Objectives	1. To know various drug distribution methods in a hospital, pharmacy stores and inventory control management 2. To monitor drug therapy of patient through medication chart review and clinical review, obtain medication history interview and counsel the patients, identify drug related problems and adverse drug reactions 3. To know pharmaceutical care services, patient counseling in community pharmacy 4. Appreciate the concept of rational drug therapy. To interpret selected laboratory results of specific disease state												

Course Outcomes	
CO1	Describe the classification, structure, and functioning of hospital and hospital pharmacy department, including layout, through theoretical analysis and case-based evaluations.
CO2	Identify types and causes of adverse drug reaction and drug interaction by analysing clinical scenarios and using reporting tool, with emphasis on detection methods and pharmacist intervention.
CO3	Explain the structure and operations of retail and drug store, including legal and procedural aspects of drug dispensing and formulary management, based on national regulation and dispensing exercises.
CO4	Demonstrate the ability to interpret preceptoins, counsel patients, and apply therapeutic drug monitoring and medication adherence strategies through the role play activities, interview from filling, and inventory control tool.
CO5	Apply clinical pharmacy concepts including medication chart reviews, pharmacist interventions, drug information services, and drug expenditure management using ward participation models and inventory control tools.

Unit No.	Title of the Unit	Content of Unit	Contact Hrs.	Mapped CO	SDG Targets
1	Hospital and its organization, Hospital pharmacy and its organization, Hospital pharmacy and its organization, Adverse drug reaction, Community Pharmacy	Definition, Classification of hospital- Primary, Secondary and Tertiary hospitals, Classification based on clinical and non- clinical basis, Organization Structure of a Hospital, and Medical staffs involved in the hospital and their functions. Definition, functions of hospital pharmacy, Organization structure, Location, Layout and staff requirements, and Responsibilities and functions of hospital pharmacists. Classifications - Excessive pharmacological effects, secondary pharmacological effects, idiosyncrasy, allergic drug reactions, genetically determined toxicity, toxicity following sudden withdrawal of drugs, Drug interaction- beneficial interactions, adverse interactions, and pharmacokinetic drug interactions, Methods for detecting, drug interactions, spontaneous case reports and record linkage studies, and Adverse drug reaction reporting and management Organization and structure of retail and wholesale drug store, types and design, Legal requirements for establishment and maintenance of a drug store, Dispensing of proprietary products, maintenance of records of retail and wholesale drug store.	10	1	-
2	Drug distribution system in a hospital, Hospital formulary Therapeutic drug monitoring, Medication adherence, Patient medication history interview, Community pharmacy management	Dispensing of drugs to inpatients, types of drug distribution systems, charging policy and labelling, Dispensing of drugs to ambulatory patients, and Dispensing of controlled drugs Definition, contents of hospital formulary, Differentiation of hospital formulary and Drug list, preparation and revision, and addition and deletion of drug from hospital formulary. Need for Therapeutic Drug Monitoring, Factors to be considered during the Therapeutic Drug Monitoring, and Indian scenario for Therapeutic Drug Monitoring. Causes of medication non-adherence, pharmacist role in the medication adherence, and monitoring of patient medication adherence. Need for the patient medication history interview, medication interview forms. Financial, materials, staff, and infrastructure requirements	10	2	-
3	Pharmacy and therapeutic committee, Drug information services, Patient counseling, Education and training program in the hospital	Organization, functions, Policies of the pharmacy and therapeutic committee in including drugs into formulary, inpatient and outpatient prescription, automatic stop order, and emergency drug list preparation. Drug and Poison information centre, Sources of drug information, Computerised services, and storage and retrieval of information.	10	3	-



	Prescribed medication order and communication skills	Definition of patient counseling: steps involved in patient counseling, and Special cases that require the pharmacist. Role of pharmacist in the education and training program. Internal and external training program. Services to the nursing homes/clinics. Code of ethics for community pharmacy, and Role of pharmacist in the interdepartmental communication and community health education. Prescribed medication order- interpretation and legal requirements, and Communication skills- communication with prescribers and patients			
4	Budget preparation and implementation, Clinical Pharmacy, Over the counter (OTC) sales	Budget preparation and implementation, Introduction to Clinical Pharmacy, Concept of clinical pharmacy, functions and responsibilities of clinical pharmacist. Drug therapy monitoring - medication chart review, clinical review, pharmacist intervention, Ward round participation, Medication history and Pharmaceutical care. Dosing pattern and drug therapy based on Pharmacokinetic & disease pattern. Introduction and sale of over the counter, and Rational use of common over the counter medications.	10	4	-
5	Drug store management and inventory control, Investigational use of drugs, Interpretation of Clinical Laboratory Tests	Organisation of drug store, types of materials stocked and storage conditions, Purchase and inventory control: principles, purchase procedure, purchase order, procurement and stocking, Economic order quantity, Reorder quantity level, and Methods used for the analysis of the drug expenditure. Description, principles involved, classification, control, identification, role of hospital pharmacist, advisory committee. Blood chemistry, hematology, and urinalysis	10	5	-

Reference Books:

Principles of Clinical Research edited by Giovanna di Ignazio Di Giovanna and Haynes.

Clinical Data Management edited by R K Rondels S A Varley, C F Webbs. Second Edition, Jan 2000, Wiley Publications.

Goodman & Gilman: JG Hardman, LE Limbard, 10th Edn. McGraw Hill Publications, 2001.

e-Learning Source:


<https://ilizone.iul.ac.in/course/modedit.php?update=193274&return=0&sr=0>

Course Articulation Matrix:(Mapping of Cos with POs and PSOs)

PO-PSO CO	PO1	PO2	PO3	PO4	PO5	PO6	PO7	PO8	PO9	PO10	PO11	PSO1	PSO2	PSO3
CO1	3	-	3	-	-	-	-	-	-	-	-	3	2	2
CO2	3	-	3	-	-	-	-	-	-	-	-	3	2	3
CO3	3	-	3	1	-	-	-	-	-	-	-	3	1	2
CO4	3	2	3	2	-	-	-	-	-	-	-	3	2	2
CO5	3	2	3	2	-	-	-	-	-	-	-	3	2	2

1-Low Correlation; 2- Moderate Correlation; 3- Substantial Correlation

Prof. (Dr.) Kuldeep Singh	 Head Department of Pharmacy Integral University Lucknow
Name & Sign of Program Coordinator	Sign & Seal of HOD



Course Code	BP704T	Title of the Course	NOVEL DRUG DELIVERY SYSTEM	L	3	T	1	P	-	C	4	SDG Goals	
Year	IV	Semester	VII										
Course Objectives	1. Upon completion of the course student shall be able to understand various approaches for development of novel drug delivery systems. 2. To understand the criteria for selection of drugs and polymers for the development of Novel drug delivery systems, their formulation and evaluation.												


Course Outcomes	
CO1	Explain the rationale, principles, and approaches for designing controlled drug delivery systems including diffusion, dissolution, and ion exchange mechanisms using case based and schematic analysis.
CO2	Describe the role of polymers and encapsulation technologies in controlled release formulations by evaluating their physicochemical properties, classifications, and suitable application areas.
CO3	Compare various mucosal, transdermal, and gastro retentive systems by assessing their formulation strategies, bioadhesion principles and permeation characteristics through theoretical cases scenarios and system design models.
CO4	Analyze drug delivery through specialized routes (nasal, pulmonary, ocular, and intrauterine) by discussing barriers, formulation requirements, and delivery devices using model-based applications and design exercises.
CO5	Discuss nanotechnology-based and targeted drug delivery systems (e.g. liposomes, niosomes, nanoparticles, monoclonal antibodies) through design considerations and formulation evaluation tasks.

Unit No.	Title of the Unit	Content of Unit	Contact Hrs.	Mapped CO	SDG Targets
1	Controlled drug delivery systems, Polymer	Introduction, terminology/definitions and rationale, advantages, disadvantages, selection of drug candidates. Approaches to design controlled release formulations based on diffusion, dissolution and ion exchange principles. Physicochemical and biological properties of drugs relevant to controlled release formulations Introduction, classification, properties, advantages and application of polymers in formulation of controlled release drug delivery systems.	10	1	9.5 9.b
2	Microencapsulation, Mucosal Drug Delivery system, Implantable Drug Delivery Systems	Definition, advantages and disadvantages, microspheres /microcapsules, microparticles, methods of microencapsulation, applications Introduction, Principles of bioadhesion / mucoadhesion, concepts, advantages and disadvantages, transmucosal permeability and formulation considerations of buccal delivery systems Introduction, advantages and disadvantages, concept of implants and osmotic pump	10	2	9.1 9.5
3	Transdermal Drug Delivery Systems, Gastroretentive drug delivery systems, Nasopulmonary drug delivery system	Introduction, Permeation through skin, factors affecting permeation, permeation enhancers, basic components of TDDS, formulation approaches Introduction, advantages, disadvantages, approaches for GRDDS – Floating, high density systems, inflatable and gastroadhesive systems and their applications. Introduction to Nasal and Pulmonary routes of drug delivery, Formulation of Inhalers (dry powder and metered dose), nasal sprays, nebulizers	10	3	9.5 9.b
4	Targeted drug Delivery	Concepts and approaches advantages and disadvantages, introduction to liposomes, niosomes, nanoparticles, monoclonal antibodies and their applications	8	4	9.1 9.5
5	Ocular Drug Delivery Systems, Intrauterine Drug Delivery Systems	Introduction, intra ocular barriers and methods to overcome– Preliminary study, ocular formulations and ocuserts Introduction, advantages and disadvantages, development of intra uterine devices (IUDs) and applications	7	5	9.1 9.5 9.b

Reference Books:

Y W. Chien, Novel Drug Delivery Systems, 2nd edition, revised and expanded, Marcel Dekker, Inc., New York, 1992.

Robinson, J. R., Lee V. H. L, Controlled Drug Delivery Systems, Marcel Dekker, Inc., New York, 1992.



Encyclopedia of Controlled Delivery. Edith Mathiowitz, Published by Wiley Interscience Publication, John Wiley and Sons, Inc, New York. Chichester/ Weinheim

N.K. Jain, Controlled and Novel Drug Delivery, CBS Publishers & Distributors, New Delhi, First edition 1997 (reprint in 2001).

S.P. Vyas and R.K. Khar, Controlled Drug Delivery -concepts and advances, Vallabh Prakashan, New Delhi, First edition 2002

Journals:

Indian Journal of Pharmaceutical Sciences (IPA)

Indian Drugs (IDMA)

Journal of Controlled Release (Elsevier Sciences)

Drug Development and Industrial Pharmacy (Marcel & Decker)

International Journal of Pharmaceutics (Elsevier Sciences)

e-Learning Source:

https://www.google.co.in/books/edition/Novel_Drug_Delivery_Technologies/TgDQDwAAQBAJ?hl=en&gbpv=1&dq=NOVEL+DRUG+DELIVERY+SYSTEM&printsec=frontcover


Course Articulation Matrix:(Mapping of Cos with POs and PSOs)

PO-PSO CO	PO1	PO2	PO3	PO4	PO5	PO6	PO7	PO8	PO9	PO10	PO11	PSO1	PSO2	PSO3
CO1	3	-	3	-	-	-	-	1	-	-	3	3	2	3
CO2	3	-	3	-	-	-	-	1	-	-	3	3	2	3
CO3	3	-	2	1	-	-	-	1	-	-	3	3	2	3
CO4	3	-	3	2	-	-	-	1	-	-	3	3	2	3
CO5	3	-	3	-	-	-	-	1	-	-	3	3	2	3

1-Low Correlation; 2- Moderate Correlation; 3- Substantial Correlation

Signature

<p>Prof. (Dr.) Kuldeep Singh</p> <p>Name & Sign of Program Coordinator</p>	<p>Head of Department</p> <p>Department of Pharmacy</p> <p>Integral University</p> <p>Lucknow</p> <p>Sign & Seal of HOD</p>
--	---



Course Code	BP705P	Title of the Course	INSTRUMENTAL METHODS OF ANALYSIS (PRACTICAL)	L	0	T	0	P	4	C	2	SDG Goals	
Year	IV	Semester	VII										
Course Objectives	Upon completion of the course the student shall be able to 1. Understand the interaction of matter with electromagnetic radiations and its applications in drug analysis. 2. Understand the chromatographic separation and analysis of drugs. 3. Perform quantitative & qualitative analysis of drugs using various analytical instruments.												

Course Outcomes	
CO1	Execute the analysis of the pharmaceutical substance through UV Visible spectroscopy by using the knowledge of its chemical structure and interactions with UV Visible radiations.
CO2	Operate the fluorimetry for the analysis of the pharmaceutical substance by using the knowledge of its chemical structure and interactions with electromagnetic radiations.
CO3	Test the pharmaceutical substance through flame photometry and nepheloturbidometry by using the knowledge of its chemical structure and interactions with electromagnetic radiations.
CO4	Implement the chromatographic separation of the pharmaceutical substance on the basis of its chemical structure and physicochemical properties of that sample.
CO5	Demonstrate the advanced chromatographic technique for the analysis of the pharmaceutical substance on the basis of the chemical structure and physicochemical properties of that sample.

Experiment No.	Title of the Experiment	Content of Unit	Contact Hrs.	Mapped CO	SDG Targets
1	UV Visible spectroscopy	Determination of absorption maxima and effect of solvents on absorption maxima of organic compounds	4	1	3.2, 3.4
2	UV Visible spectroscopy	Estimation of dextrose by Colorimetry	4	1	3.2, 3.4
3	UV Visible spectroscopy	Estimation of sulfanilamide by Colorimetry	4	1	3.2, 3.4
4	UV Visible spectroscopy	Simultaneous estimation of Ibuprofen and Paracetamol by UV spectroscopy	4	1	3.2, 3.4
5	UV Visible spectroscopy	Assay of Paracetamol by UV Spectrophotometry	4	1	3.2, 3.4
6	Fluorimetry	Estimation of Quinine sulfate by fluorimetry	4	2	3.2, 3.4
7	Fluorimetry	Study of quenching of fluorescence	4	2	3.2, 3.4
8	IR spectroscopy	Determination of sodium by flame photometry	4	3	3.2, 3.4
9	Flame Photometry	Determination of potassium by flame photometry	4	3	3.2, 3.4
10	Nepheloturbidometry	Determination of chlorides and sulphates by nephelo turbidometry	4	3	3.2, 3.4
11	Chromatography	Separation of amino acids by paper chromatography	4	4	3.2, 3.4
12	Chromatography	Separation of sugars by thin layer chromatography	4	4	3.2, 3.4
13	Chromatography	Separation of plant pigments by column chromatography	4	4	3.2, 3.4
14	High performance liquid chromatography	Demonstration experiment on HPLC	4	5	3.2, 3.4
15	Gas chromatography	Demonstration experiment on Gas Chromatography	4	5	3.2, 3.4

Reference Books:

Instrumental Methods of Chemical Analysis by B.K Sharma

Organic spectroscopy by Y.R Sharma

Text book of Pharmaceutical Analysis by Kenneth A. Connors

Vogel's Text book of Quantitative Chemical Analysis by A.I. Vogel

Practical Pharmaceutical Chemistry by A.H. Beckett and J.B. Stenlake

Organic Chemistry by I.L. Finar

Organic spectroscopy by William Kemp

Quantitative Analysis of Drugs by D. C. Garrett

Quantitative Analysis of Drugs in Pharmaceutical Formulations by P.D. Sethi

Spectrophotometric identification of Organic Compounds by Silverstein



e-Learning Source:

Instrumental method of analysis: <https://www.youtube.com/watch?v=BSIG2oASWNQ>

Fluorimetry: <https://www.youtube.com/watch?v=9MQPp0cwl8g>

Assay of paracetamol by UV Spectrophotometry: <https://www.youtube.com/watch?v=lybO3cbsFC0>

High performance liquid chromatography (HPLC): <https://www.youtube.com/watch?v=Y7-CuEGfnyl>

Gas chromatography: <https://www.youtube.com/watch?v=ZpPzImDSfqe>

Course Articulation Matrix:(Mapping of Cos with POs and PSOs)

PO-PSO CO	PO1	PO2	PO3	PO4	PO5	PO6	PO7	PO8	PO9	PO10	PO11	PSO1	PSO2	PSO3
CO1	3	2	2	3	-	-	1	-	1	1	2	3	1	2
CO2	3	2	2	3	-	-	1	-	1	1	2	3	1	2
CO3	3	2	2	3	-	-	1	-	1	1	2	3	1	2
CO4	3	2	2	3	-	-	1	-	1	1	2	3	1	2
CO5	3	2	2	3	-	-	1	-	1	1	2	3	1	2

1-Low Correlation; 2- Moderate Correlation; 3- Substantial Correlation


Dr. Singh

Prof. (Dr.) Kuldeep Singh

Name & Sign of Program Coordinator

Head
Department of Pharmacy
Integral University

Sign & Seal of HOD



Course Code	BP706PS	Title of the Course	PRACTICE SCHOOL	L	T	P	C	SDG Goals
Year	IV	Semester	VII	-	-	12	6	-
Course Objectives	1. Introduction of pharmacy practice. 2. Pharmacy practice will help in understanding practical aspects of the different field. 3. It will also help to accomplish future endeavours as well as employability.							

Course Outcomes	
CO1	Explain the current status, scope, and regulatory framework of pharmacovigilance in India, and assess its implementation through real-world examples under national health programs.
CO2	Analyze the responsibilities and contributions of pharmacists in community pharmacy settings and health services while simulating patient counseling or medication dispensing scenarios.
CO3	Evaluate quality control parameters for solid, liquid, and parenteral dosage forms through comparison of regulatory standards and laboratory data interpretation.
CO4	Classify and interpret the clinical significance of medication errors and drug interactions by reviewing prescription case studies in a simulated or real hospital setting.
CO5	Describe the development pipeline and modern trends in herbal pharmaceuticals, including quality testing, regulatory aspects, and formulation of novel herbal drug delivery systems.

Experiment No.	Title of the Experiment	Content of Unit	Contact Hrs.	Mapped CO	SDG Targets
1	Formulation development	Current status of Pharmacovigilance in India.	5	3	-
2	Quality control	Role of Pharmacist in community pharmacy and health services.	5	4	-
3	Quality control	Quality control of Solid dosage form.	5	5	-
4	Quality control	Quality control of Liquid dosage form.	5	5	-
5	Quality control	Quality control of Parenteral preparations.	5	5	-
6	Nutraceuticals	Herbs as Nutraceuticals and their clinical use.	5	1	-
7	Formulation development	Medication error and its management.	5	1	-
8	Drug design and process chemistry	Drug interaction clinical significance.	5	3	-
9	Drug design and process chemistry	Supply chain management in Drug distribution	5	2	-
10	Alternative medicine	Alternative medicine in homeopathy.	5	2	-
11	Alternative medicine	Alternative medicine in Unani.	5	2	-
12	Quality control	Quality control test for containers, rubbers, closures and packaging materials.	5	5	-
13	Phytomedicine	Herbal product development and current trends in formulation of herbal pharmaceuticals and newer herbal drug delivery system.	5	1	-
14	Formulation development	Current status of Pharmacovigilance in India.	5	3	-
15	Quality control	Role of Pharmacist in community pharmacy and health services.	5	4	-


e-Learning Source:

<https://www.bing.com/search?q=Pharmacognosy+by+Trease+and+Evans.>

<https://www.bing.com/search?q=Current+Concepts+in+Drug+Design+by+T.+Durai+and+Ananda+Kumar.>

<https://www.bing.com/search?q=Mukherjee%2C+P.W.+Quality+Control+of+Herbal+Drugs>

Course Articulation Matrix: (Mapping of Cos with POs and PSOs)														
PO-PSO CO	PO1	PO2	PO3	PO4	PO5	PO6	PO7	PO8	PO9	PO10	PO11	PSO1	PSO2	PSO3
CO1	3	-	-	0	-	-	-	2	-	-	2	3	-	3
CO2	3	-	2	-	-	2	-	2	3	-	2	3	-	3
CO3	3	-	3	2	-	-	-	2	-	-	2	3	-	3
CO4	3	-	3	-	-	1	-	2	1	-	3	3	2	3
CO5	3	-	2	1	-	-	2	2	-	-	2	1	3	1



**INTEGRAL
UNIVERSITY**




**FACULTY OF PHARMACY
DEPARTMENT OF PHARMACY**



1-Low Correlation; 2- Moderate Correlation; 3- Substantial Correlation

<p>Prof. (Dr.) Kuldeep Singh</p> <p><i>[Signature]</i></p> <p>Name & Sign of Program Coordinator</p>	<p><i>[Signature]</i></p> <p>Head</p> <p>Department of Pharmacy</p> <p>Integral University</p> <p>Sign & Seal of HOD Lucknow</p>
--	--




Course Code	BP801T	Title of the Course	BIostatISTICS & RESEARCH METHODOLOGY	L	3	T	1	P	-	C	4	SDG Goals	
Year	IV	Semester	VIII										
Course Objectives	To know the operation of M.S. Excel, SPSS, R and MINITAB®, DoE (Design of Experiment), various statistical techniques to solve statistical problems.												

Course Outcomes	
CO1	Describe the applications of biostatistics and measure of central tendency, dispersion and correlation.
CO2	Understand the regression analysis, probability theory and parametric tests.
CO3	Apprehend the designing of methodology for research, observational and experimental studies.
CO4	Know the concept of blocking, confounding and regression analysis and use of M.S. Excel, SPSS, R and MINITAB®, DoE (Design of experiment).
CO5	Choose the appropriate design and analysis of experiments such as factorial design and response surface methodology.

Unit No.	Title of the Unit	Content of Unit	Contact Hrs.	Mapped CO	SDG Targets
1	Introduction, Measures of central tendency, Correlation	Introduction: Statistics, Biostatistics, Frequency distribution Measures of central tendency: Mean, Median, Mode- Pharmaceutical examples Measures of dispersion: Dispersion, Range, standard deviation, Pharmaceutical problems Correlation: Definition, Karl Pearson's coefficient of correlation, Multiple correlation - Pharmaceuticals examples	10	1	-
2	Regression, Probability, Parametric test	Regression: Curve fitting by the method of least squares, fitting the lines $y = a + bx$ and $x = a + by$, Multiple regression, standard error of regression-Pharmaceutical Examples Probability: Definition of probability, Binomial distribution, Normal distribution, Poisson's distribution, properties - problems Sample, Population, large sample, small sample, Null hypothesis, alternative hypothesis, sampling, essence of sampling, types of sampling, Error-I type, Error-II type, Standard error of mean (SEM) - Pharmaceutical examples Parametric test: t-test (Sample, Pooled or Unpaired and Paired), ANOVA, (One way and Two way), Least Significance difference	10	2	-
3	Non Parametric tests, Introduction to Research	Non Parametric tests: Wilcoxon Rank Sum Test, Mann-Whitney U test, Kruskal-Wallis test, Friedman Test Introduction to Research: Need for research, Need for design of Experiments, Experimental Design Technique, plagiarism Graphs: Histogram, Pie Chart, Cubic Graph, response surface plot, Counter Plot graph Designing the methodology: Sample size determination and Power of a study, Report writing and presentation of data, Protocol, Cohorts studies, Observational studies, Experimental studies, Designing clinical trial, various phases.	10	3	-
4	Introduction to Practical Components of Industrial and Clinical Trials Problems	Blocking and confounding system for Two-level factorials Regression modeling: Hypothesis testing in Simple and Multiple regression models Introduction to Practical components of Industrial and Clinical Trials Problems: Statistical Analysis Using Excel, SPSS, MINITAB®, DESIGN OF EXPERIMENTS, R - Online Statistical Software's to Industrial and Clinical trial approach	8	4	-
5	Design and Analysis of experiments:	Design and Analysis of experiments: Factorial Design: Definition, 2 ² , 2 ³ design. Advantage of factorial design Response Surface methodology: Central composite design, Historical design, Optimization Techniques	7	5	-

Reference Books:

Design and Analysis of Experiments – Wiley Students Edition, Douglas and C. Montgomery



Pharmaceutical statistics- Practical and clinical applications, Sanford Bolton, publisher Marcel Dekker Inc. NewYork.

Fundamental of Statistics – Himalaya Publishing House- S.C.Guptha

Design and Analysis of Experiments –PHI Learning Private Limited, R. Pannerselvam.

e-Learning Source:


<https://www.ncbi.nlm.nih.gov/pmc/articles/PMC5122272/>

Course Articulation Matrix:(Mapping of Cos with POs and PSOs)														
PO-PSO CO	PO1	PO2	PO3	PO4	PO5	PO6	PO7	PO8	PO9	PO10	PO11	PSO1	PSO2	PSO3
CO1	3	3	3	3	-	-	1	1	1	-	1	2	1	2
CO2	3	3	3	3	-	-	2	1	1	-	1	3	2	2
CO3	3	3	3	3	-	-	1	2	1	-	1	2	2	2
CO4	3	3	3	3	-	-	1	1	1	-	1	3	2	1
CO5	3	3	3	3	-	-	1	1	1	-	1	2	1	2

3

1-Low Correlation; 2- Moderate Correlation; 3- Substantial Correlation

<p>Prof. (Dr.) Kuldeep Singh</p> <p>Name & Sign of Program Coordinator</p>	<p>Head</p> <p>Department of Pharmacy</p> <p>Integral University</p> <p>Sign & Seal of HOD</p>
--	--



Course Code	BP802T	Title of the Course	SOCIAL & PREVENTIVE PHARMACY	L	3	T	1	P	-	C	4	SDG Goals	
Year	IV	Semester	VIII										
Course Objectives	1. Acquire high consciousness/realization of current issues related to health and pharmaceutical problems within the country and worldwide. 2. Have a critical way of thinking based on current healthcare development. 3. Evaluate alternative ways of solving problems related to health and pharmaceutical issues												

Course Outcomes	
CO1	Analyze the concept of health and disease evaluating health education and employing personal hygiene and health care
CO2	Analyse prevention and control of disease and avoid drug abuse
CO3	Discuss objectives of national health programs for control of diseases.
CO4	Discuss national health intervention program for elderly health care and role of WHO in Indian national programme.
CO5	Analyse the concept of community health services in rural and urban areas and promote health education.

Unit No.	Title of the Unit	Content of Unit	Contact Hrs.	Mapped CO	SDG Targets
1	Concept of health and disease	Definition, concepts and evaluation of public health. Understanding the concept of prevention and control of disease, social causes of diseases and social problems of the sick. Social and health education: Food in relation to nutrition and health, Balanced diet, Nutritional deficiencies, Vitamin deficiencies, Malnutrition and its prevention. Sociology and health: Socio cultural factors related to health and disease, Impact of urbanization on health and disease, Poverty and health Hygiene and health: personal hygiene and health care; avoidable habits	10	1	-
2	Preventive medicine	General principles of prevention and control of diseases such as cholera, SARS, Ebola virus, influenza, acute respiratory infections, malaria, chicken guinea, dengue, lymphatic filariasis, pneumonia, hypertension, diabetes mellitus, cancer, drug addiction-drug substance abuse	10	2	-
3	National health programs	objectives, functioning and outcome of the following: HIV AND AIDS control programme, TB, Integrated disease surveillance program (IDSP), National leprosy control programme, National mental health program, National programme for prevention and control of deafness, Universal immunization programme, National programme for control of blindness, Pulse polio programme.	10	3	-
4	National health intervention programme	for mother and child, National family welfare programme, National tobacco control programme, National Malaria Prevention Program, National programme for the health care for the elderly, Social health programme; role of WHO in Indian national program	8	4	-
5	Community services	Community services in rural, urban and school health: Functions of PHC, Improvement in rural sanitation, national urban health mission, Health promotion and education in school.	7	5	-

Reference Books:

Short Textbook of Preventive and Social Medicine, Prabhakara GN, 2nd Edition, 2010, ISBN: 9789380704104, JAYPEE Publications


Textbook of Preventive and Social Medicine (Mahajan and Gupta), Edited by Roy Rabindra Nath, Saha Indranil, 4th Edition, 2013, ISBN: 9789350901878, JAYPEE Publications

Review of Preventive and Social Medicine (Including Biostatistics), Jain Vivek, 6th Edition, 2014, ISBN: 9789351522331, JAYPEE Publications

Park Textbook of Preventive and Social Medicine, K Park, 21st Edition, 2011, ISBN-14: 9788190128285, BANARSIDAS BHANOT PUBLISHERS

e-Learning Source:

<https://drive.google.com/drive/folders/1zqR5sZiU4qngXrPCwXriQEDQHA7Vv7u?usp=sharing>



INTEGRAL UNIVERSITY





FACULTY OF PHARMACY
DEPARTMENT OF PHARMACY



Course Articulation Matrix:(Mapping of Cos with POs and PSOs)														
PO-PSO CO	PO1	PO2	PO3	PO4	PO5	PO6	PO7	PO8	PO9	PO10	PO11	PSO1	PSO2	PSO3
C01	3	3	3	0	3	3	1	2	3	1	2	1	3	1
C02	3	3	3	0	3	3	1	2	3	1	2	1	3	1
C03	3	3	3	0	3	3	1	2	3	1	2	1	3	2
C04	3	3	3	0	3	3	1	2	3	1	2	1	3	2
C05	3	3	3	0	3	3	1	2	3	1	2	1	3	2

1-Low Correlation; 2- Moderate Correlation; 3- Substantial Correlation

Prof. (Dr.) Kuldeep Singh Name & Sign of Program Coordinator	 Head Department of Pharmacy Integral University Sign & Seal of HOD
---	--



Course Code	BP803ET	Title of the Course	PHARMA MARKETING MANAGEMENT	L	3	T	1	P	-	C	4	SDG Goals	
Year	IV	Semester	VIII										
Course Objectives	The course aims to provide an understanding of marketing concepts and techniques and their applications in the pharmaceutical industry.												

Course Outcomes	
CO1	Interpret foundational marketing concepts and distinguish them from selling, using real-world pharmaceutical industry contexts, to identify how the marketing environment influences strategic decisions.
CO2	Analyze pharmaceutical consumer behavior by evaluating demographic, psychological and professional variables in target segmentation and product positioning to support evidence-based marketing strategies.
CO3	Develop strategies for managing pharmaceutical products through all stages of their lifecycle, including decisions on branding, labeling and promotional tools suited to a specific market segment.
CO4	Construct marketing channels and distribution strategies by selecting optimal intermediaries and managing logistics to ensure product availability while minimizing channel conflict.
CO5	Assess pricing strategies and promotional approaches using current pricing regulations and emerging marketing models to ensure affordability, compliance and competitiveness.

Unit No.	Title of the Unit	Content of Unit	Contact Hrs.	Mapped CO	SDG Targets
1	Marketing, Consumer profile, Role of market research	Marketing: Definition, general concepts and scope of marketing; Distinction between marketing & selling; Marketing environment; Industry and competitive analysis; Analyzing consumer buying behavior; industrial buying behavior. Pharmaceutical market: Quantitative and qualitative aspects; size and composition of the market; demographic descriptions and socio-psychological characteristics of the consumer; market segmentation & targeting. Consumer profile; Motivation and prescribing habits of the physician; patients' choice of physician and retail pharmacist. Analyzing the Market; Role of market research.	10	2	-
2	Classification, product line and product mix decisions	Classification, product line and product mix decisions, product life cycle, product portfolio analysis; product positioning; New product decisions; Product branding, packaging and labeling decisions, Product management in pharmaceutical industry.	10	2	-
3	Promotion, OTC Products	Promotion: Methods, determinants of promotional mix, promotional budget; An overview of personal selling, advertising, direct mail, journals, sampling, retailing, medical exhibition, public relations, online promotional techniques for OTC Products.	10	3	-
4	Pharmaceutical marketing channels	Pharmaceutical marketing channels: Designing channel, channel members, selecting the appropriate channel, conflict in channels, physical distribution management: Strategic importance, tasks in physical distribution management Professional sales representative (PSR): Duties of PSR, purpose of detailing, selection and training, supervising, norms for customer calls, motivating, evaluating, compensation and future prospects of the PSR.	8	4	-
5	Pricing: Meaning, importance, objectives	Pricing: Meaning, importance, objectives, determinants of price; pricing methods and strategies, issues in price management in pharmaceutical industry. An overview of DPCO (Drug Price Control Order) and NPPA (National Pharmaceutical Pricing Authority). Emerging concepts in marketing: Vertical & Horizontal Marketing; Rural Marketing; Consumerism; Industrial Marketing; Global Marketing	7	5	-


Reference Books:

Philip Kotler and Kevin Lane Keller: Marketing Management, Prentice Hall of India, New Delhi

Walker, Boyd and Larreche : Marketing Strategy- Planning and Implementation, Tata MC GrawHill, New Delhi.

Dhruv Grewal and Michael Levy: Marketing, Tata MC Graw Hill

Arun Kumar and N Menakshi: Marketing Management, Vikas Publishing, India



e-Learning Source:

<https://drive.google.com/drive/folders/2grK0cl2fn1vo9g-jgXZKbfDlduySXPT3?usp=sharing>

Course Articulation Matrix:(Mapping of Cos with POs and PSOs)

PO-PSO CO	PO1	PO2	PO3	PO4	PO5	PO6	PO7	PO8	PO9	PO10	PO11	PSO1	PSO2	PSO3
CO1	3	3	3	-	1	1	2	1	1	-	1	3	1	3
CO2	3	3	3	2	2	3	2	2	2	-	1	3	1	3
CO3	3	3	3	2	3	3	2	3	2	-	2	3	2	3
CO4	3	3	3	3	3	3	3	3	3	-	2	3	2	3
CO5	3	3	3	3	3	2	3	3	3	-	2	3	2	3

1-Low Correlation; 2- Moderate Correlation; 3- Substantial Correlation

Prof. (Dr.) Kuldeep Singh

Name & Sign of Program Coordinator

Head

Department of Pharmacy
Integral University

Sign & Seal of HOD Lucknow



Course Code	BP804ET	Title of the Course	PHARMACEUTICAL REGULATORY SCIENCE	L	3	T	1	P	-	C	4	SDG Goals	
Year	IV	Semester	VIII										
Course Objectives	1. Know about the process of drug discovery and development 2. Know the regulatory authorities and agencies governing the manufacture and sale of pharmaceuticals 3. Know the regulatory approval process and their registration in Indian and international markets.												


Course Outcomes	
CO1	Understand the concepts of innovator and generic drugs, drug development process.
CO2	Know the regulatory guidance's and guidelines for filing and approval process, preparation of dossiers and their submission to regulatory agencies in different countries.
CO3	Know the regulatory authorities and agencies governing the manufacture and sale of pharmaceuticals and the submission of global documents in CTD/ eCTD, ASEAN formats.
CO4	Understand the clinical trials requirements for approvals for conducting clinical trials, pharmacovigilance and process of monitoring in clinical trials.
CO5	Knowledge of basic terminology, regulatory guidance's, guidelines, laws and acts.

Unit No.	Title of the Unit	Content of Unit	Contact Hrs.	Mapped CO	SDG Targets
1	New Drug Discovery and development	Stages of drug discovery, Drug development process, pre-clinical studies, non-clinical activities, clinical studies, Innovator and generics, Concept of generics, Generic drug product development.	10	1	16.5 16.10 16.b
2	Regulatory Approval Process Regulatory authorities and agencies	Approval processes and timelines involved in Investigational New Drug (IND), New Drug Application (NDA), Abbreviated New Drug Application (ANDA). Changes to an approved NDA / ANDA. Overview of regulatory authorities of India, United States, European Union, Australia, Japan, Canada (Organization structure and types of applications)	10	2	16.1 16.5 16.b
3	Registration of Indian drug product in overseas market	Procedure for export of pharmaceutical products, Technical documentation, Drug Master Files (DMF), Common Technical Document (CTD), electronic Common Technical Document (eCTD), ASEAN Common Technical Document (ACTD) research	10	3	16.3 16.b 16.10
4	Clinical trials	Developing clinical trial protocols, Institutional Review Board / Independent Ethics committee - formation and working procedures, Informed consent process and procedures, GCP obligations of Investigators, sponsors & Monitors, Managing and Monitoring clinical trials, Pharmacovigilance - safety monitoring in clinical trials.	8	4	16.1 16.3 16.7 16.b
5	Regulatory Concepts	Basic terminology, guidance, guidelines, regulations, Laws and Acts, Orange book, Federal Register, Code of Federal Regulatory, Purple book	7	5	16.10 16.b

Reference Books:

- Drug Regulatory Affairs by Sachin Itkar, Dr. N.S. Vyawahare, Nirali Prakashan.
- The Pharmaceutical Regulatory Process, Second Edition Edited by Ira R. Berry and Robert P. Martin, Drugs and the Pharmaceutical Sciences, Vol.185. Informa Healthcare Publishers
- New Drug Approval Process: Accelerating Global Registrations By Richard A Guarino, MD, 5th edition, Drugs and the Pharmaceutical Sciences, Vol.190
- Guidebook for drug regulatory submissions / Sandy Weinberg. By John Wiley & Sons. Inc.
- FDA Regulatory Affairs: a guide for prescription drugs, medical devices, and biologics / edited by Douglas J. Pisano, David Mantus.
- Generic Drug Product Development, Solid Oral Dosage forms, Leon Shargel and Isader Kaufer, Marcel Dekker series, Vol.143
- Clinical Trials and Human Research: A Practical Guide to Regulatory Compliance By Fay A. Rozovsky and Rodney K. Adams
- Principles and Practices of Clinical Research, Second Edition Edited by John I. Gallin and Frederick P. Ognibene
- Drugs: From Discovery to Approval, Second Edition By Rick Ng

e-Learning Source:



INTEGRAL UNIVERSITY






FACULTY OF PHARMACY
DEPARTMENT OF PHARMACY



PO-PSO CO	Course Articulation Matrix:(Mapping of Cos with POs and PSOs)													
	PO1	PO2	PO3	PO4	PO5	PO6	PO7	PO8	PO9	PO10	PO11	PSO1	PSO2	PSO3
CO1	3	2	2	2	2	3	2	1	2	3	3	3	2	3
CO2	3	2	2	2	2	3	2	1	2	3	3	3	2	3
CO3	3	2	2	2	2	3	2	1	2	3	3	3	2	3
CO4	3	2	2	2	2	3	2	1	2	3	3	3	2	3
CO5	3	2	2	2	2	3	2	1	2	3	3	3	2	3

1-Low Correlation; 2- Moderate Correlation; 3- Substantial Correlation

<p>Prof. (Dr.) Kuldeep Singh </p> <p>Name & Sign of Program Coordinator</p>	<p> Head Department of Pharmacy Integral University</p> <p>Sign & Seal of HOD/In-charge</p>
--	--




Course Code	BP805ET	Title of the Course	PHARMACOVIGILANCE	L	T	P	C	SDG Goals
Year	IV	Semester	VIII	3	1	-	4	
Course Objectives	1. The student would appreciate the knowledge on pharmacovigilance. They would have studied the principles of Pharmacovigilance. 2. They would get a better understanding of the regulatory requirements for conducting clinical trials.. 3. They would have understood the types of ADR and clinical trial analysis. 4. They would have studied the responsibilities of key points involved in clinical trials. 5. They would have an understanding on the safety monitoring and reporting.							

Course Outcomes	
CO1	Understand the concept of pharmacovigilance with the reference to WHO international drug monitoring programme, Pharmacovigilance Program of India (PvPI), Detection and reporting, Methods in Causality assessment, Severity and seriousness assessment, Predictability and preventability assessment, Management of adverse drug reactions.
CO2	Discuss the classification of drug and disease with respect to WHO adverse reaction.
CO3	Appraise the Vaccine safety and its surveillance by basic understanding of adverse effects related to immunization.
CO4	Describe the Pre-clinical phase, Clinical phase, Post approval phase on the basis of ICH Guidelines for effective generation in safety data.
CO5	Judge the genetics related ADR on the basis of Indian and global pharmacovigilance requirements with focus on pharmacokinetic parameters.

Unit No.	Title of the Unit	Content of Unit	Contact Hrs.	Mapped CO	SDG Targets
1	Introduction to Pharmacovigilance, Introduction to adverse drug reactions, Basic terminologies used in pharmacovigilance	History and development of Pharmacovigilance, Importance of safety monitoring of Medicine, WHO international drug monitoring programme, Pharmacovigilance Program of India (PvPI), Definitions and classification of ADRs, Detection and reporting, Methods in Causality assessment, Severity and seriousness assessment, Predictability and preventability assessment, Management of adverse drug reactions, Terminologies of adverse medication related events, Regulatory terminologies	10	1	3.8, 3.b
2	Drug and disease classification, Drug dictionaries and Coding in pharmacovigilance, Information Resources in Pharmacovigilance, Establishing pharmacovigilance programme	Anatomical, therapeutic and chemical classification of drugs, International classification of diseases, Daily defined dose, International Non proprietary Names for drugs, WHO adverse reaction terminologies, MedDRA and Standardised MedDRA queries, WHO drug dictionary, Eudravigilance medicinal product dictionary, Basic drug information resources, Specialised resources for ADRs, Establishing in a hospital Establishment & operation of drug safety department in industry, Contract Research Organisations (CROs), Establishing a national programme	10	2	3.8, 3.b
3	Vaccine safety surveillance, Pharmacovigilance methods, Communication in pharmacovigilance	Vaccine Pharmacovigilance, Vaccination failure, Adverse events following immunization, Passive surveillance – Spontaneous reports and case series, Stimulated reporting, Active surveillance – Sentinel sites, drug event monitoring and registries, Comparative observational studies – Cross sectional study, case control study and cohort study, Targeted clinical investigations, Effective communication in Pharmacovigilance, Communication in Drug Safety Crisis management, Communicating with Regulatory Agencies, Business Partners, Healthcare facilities & Media	10	3	3.8, 3.b
4	Safety data generation, ICH Guidelines for Pharmacovigilance	Pre clinical phase, Clinical phase, Post approval phase (PMS), Organization and objectives of ICH, Expedited reporting, Individual case safety reports, Periodic safety update reports, Post approval expedited reporting, Pharmacovigilance planning, Good clinical practice in pharmacovigilance studies	8	4	3.8, 3.b
5	Pharmacogenomics of adverse drug reactions, Drug safety evaluation in special population, CIOMS, CDSCO (India) and Pharmacovigilance	Genetics related ADR with example focusing PK parameters. Paediatrics, Pregnancy and lactation, Geriatrics, CIOMS Working Groups, CIOMS Form, D&C Act and Schedule Y, Differences in Indian and global pharmacovigilance requirements	7	5	3.8, 3.b

Reference Books:

Textbook of Pharmacovigilance: S K Gupta, Jaypee Brothers, Medical Publishers.




Practical Drug Safety from A to Z By Barton Cobert, Pierre Biron, Jones and Bartlett Publishers.
Mann's Pharmacovigilance: Elizabeth B. Andrews, Nicholas, Wiley Publishers.
Stephens' Detection of New Adverse Drug Reactions: John Talbot, Patrick Walle, Wiley Publishers.
An Introduction to Pharmacovigilance: Patrick Waller, Wiley Publishers.
Cobert's Manual of Drug Safety and Pharmacovigilance: Barton Cobert, Jones & Bartlett Publishers.
Textbook of Pharmacoepidemiology edited by Brian L. Strom, Stephen E Kimmel, Sean Hennessy, Wiley Publishers
A Textbook of Clinical Pharmacy Practice - Essential Concepts and Skills: G Parthasarathi, Karin Nyfort Hansen, Milap C. Nahata
National Formulary of India
Text Book of Medicine by Yashpal Munjal
Text book of Pharmacovigilance: concept and practice by GP Mohanta and PK Manna
e-Learning Source:
http://www.who.int/medicines/monitoring/monitoring.html
http://www.ich.org/
http://www.cioms.ch/
http://cdsco.nic.in/
http://www.who.int/vaccine_safety/en/
http://www.ipc.gov.in/PvPI/pv_home.html

Course Articulation Matrix: (Mapping of Cos with POs and PSOs)														
PO-PSO CO	PO1	PO2	PO3	PO4	PO5	PO6	PO7	PO8	PO9	PO10	PO11	PSO1	PSO2	PSO3
CO1	3	3	3	3	1	2	3	-	1	1	1	3	1	3
CO2	3	3	3	3	1	2	3	-	1	1	1	3	2	2
CO3	3	3	3	3	2	1	3	-	1	1	1	3	1	3
CO4	3	3	3	3	2	1	3	-	1	1	1	3	2	2
CO5	3	3	3	3	1	1	3	-	1	1	1	3	2	3

1-Low Correlation; 2- Moderate Correlation; 3- Substantial Correlation

<p>Prof. (Dr.) Kuldeep Singh</p> <p>Name & Sign of Program Coordinator</p>	<p>Head</p> <p>Department of Pharmacy</p> <p>Integral University</p> <p>Sign & Seal of HOD Lucknow</p>
--	--




Course Code	BP806ET	Title of the Course	QUALITY CONTROL AND STANDARDIZATION OF HERBALS	L		T		P		C		SDG Goals	
Year	IV	Semester	VIII	3		1		-		4			
Course Objectives	1. Know WHO guidelines for quality control of herbal drugs 2. Know Quality assurance in herbal drug industry 3. Know the regulatory approval process and their registration in Indian and international markets 4. Appreciate EU and ICH guidelines for quality control of herbal drugs												

Course Outcomes	
CO1	Gain knowledge on biological source, active constituents and uses of crude drugs, Understand the techniques of evaluation of crude drugs as per the WHO guidelines
CO2	Understand the basic principles of cultivation, collection and storage of crude drugs, Application of the crop improvement concepts involved in techniques for improvement of quality of medicinal plants
CO3	Exploring the tissue culture technique in medicinal plants
CO4	Appreciate the applications of Primary & Secondary metabolites of the plant and explore its medicinal importance based on its chemical class Understand the principles and application of different system of alternative medicine
CO5	Explore novel medicinal agents from different sources of natural origin

Unit No.	Title of the Unit	Content of Unit	Contact Hrs.	Mapped CO	SDG Targets
1	Basic tests for drugs	Basic tests for drugs – Pharmaceutical substances, Medicinal plants materials and dosage forms WHO guidelines for quality control of herbal drugs. Evaluation of commercial crude drugs intended for use	10	1	-
2	Basic tests for drugs	Quality assurance in herbal drug industry of cGMP, GAP, GMP and GLP in traditional system of medicine. WHO Guidelines on current good manufacturing Practices (cGMP) for Herbal Medicines WHO Guidelines on GACP for Medicinal Plants	10	2	-
3	ICH guidelines	EU and ICH guidelines for quality control of herbal drugs. Research Guidelines for Evaluating the Safety and Efficacy of Herbal Medicines	10	3	-
4	Stability testing of herbal medicines	Stability testing of herbal medicines. Application of various chromatographic techniques in standardization of herbal products. Preparation of documents for new drug application and export registration GMP requirements and Drugs & Cosmetics Act provisions	8	4	-
5	Pharmacovigilance systems	Regulatory requirements for herbal medicines. WHO guidelines on safety monitoring of herbal medicines in pharmacovigilance systems Comparison of various Herbal Pharmacopoeias. Role of chemical and biological markers in standardization of herbal products	7	5	-

Reference Books:

Pharmacognosy by Trease and Evans
Pharmacognosy by Kokate, Purohit and Gokhale
Rangari, V.D., Text book of Pharmacognosy and Phytochemistry Vol. I, Carrier Pub., 2006
Aggrawal, S.S., Herbal Drug Technology. Universities Press, 2002
EMA. Guidelines on Quality of Herbal Medicinal Products/Traditional Medicinal Products
Mukherjee, P.W. Quality Control of Herbal Drugs: An Approach to Evaluation of Botanicals. Business Horizons Publishers, New Delhi, India, 2002
Shinde M.V., Dhalval K., Potdar K., Mahadik K. Application of quality control principles to herbal drugs. International Journal of Phytomedicine 1(2009); p. 4-8.
WHO. Quality Control Methods for Medicinal Plant Materials, World Health Organization, Geneva, 1998. WHO. Guidelines for the



Appropriate Use of Herbal Medicines. WHO Regional Publications, Western Pacific Series No 3, WHO Regional office for the Western Pacific, Manila, 1998.

WHO. The International Pharmacopeia. Vol. 2: Quality Specifications, 3rd edn. World Health Organization, Geneva, 1981.

WHO. Quality Control Methods for Medicinal Plant Materials. World Health Organization, Geneva, 1999.

WHO. WHO Global Atlas of Traditional, Complementary and Alternative Medicine. 2 vol. set. Vol. 1 contains text and Vol. 2, maps. World Health Organization, Geneva, 2005

WHO. Guidelines on Good Agricultural and Collection Practices (GACP) for Medicinal Plants. World Health Organization, Geneva, 2004.

e-Learning Source:

https://chem.libretexts.org/Bookshelves/Organic_Chemistry

<https://www.masterorganicchemistry.com/>


https://www.google.co.in/books/edition/Advanced_Practical_Organic_Chemistry_Thi/lpv9D2hin6gC?hl=en&gbpv=1&dq=organic+chemistry&printsec=frontcover

https://www.google.co.in/books/edition/Intermediate_Organic_Chemistry/2YdxBgAAQBAJ?hl=en&gbpv=1&dq=organic+chemistry&printsec=frontcover

PO-PSO CO	Course Articulation Matrix:(Mapping of Cos with POs and PSOs)													
	PO1	PO2	PO3	PO4	PO5	PO6	PO7	PO8	PO9	PO10	PO11	PSO1	PSO2	PSO3
CO1	3	1	2	1	1	1	-	-	1	1	3	3	1	3
CO2	3	1	2	2	-	1	1	1	1	2	2	2	2	2
CO3	3	1	2	2	-	1	1	1	1	1	2	3	2	2
CO4	2	1	3	2	1	-	1	1	1	1	2	3	2	2
CO5	3	1	2	1	-	1	-	1	1	2	2	3	2	3

1-Low Correlation; 2- Moderate Correlation; 3- Substantial Correlation

<p>Prof. (Dr.) Kuldeep Singh</p> <p>Name & Sign of Program Coordinator</p>	<p>Head</p> <p>Department of Pharmacy</p> <p>Integral University</p> <p>Sign & Seal of HOD</p>
--	--



Course Code	BP807ET	Title of the Course	COMPUTER AIDED DRUG DESIGN	L	T	P	C	SDG Goals
Year	IV	Semester	VIII	3	1	-	4	
Course Objectives	1. Design and discovery of lead molecules 2. The role of drug design in drug discovery process 3. The concept of QSAR and docking 4. Various strategies to develop new drug like molecules. 5. The design of new drug molecules using molecular modeling software							

Course Outcomes	
CO1	Analyze the concept of health and disease on the basis of health education employing personal hygiene and health care.
CO2	Analyse prevention and control of disease based on knowledge of preventive medicine.
CO3	Discuss objectives of national health programs for control of diseases on the basis of various promotional health programme schemes.
CO4	Discuss national health intervention programme and role of WHO based on knowledge for control and prevention of diseases.
CO5	Analyse the concept of community health services on the basis of rural and urban community health mission.


Unit No.	Title of the Unit	Content of Unit	Contact Hrs.	Mapped CO	SDG Targets
1	Introduction to Drug Discovery and Development Lead discovery and Analog Based Drug Design Analog Based Drug Design	Stages of drug discovery and development. Rational approaches to lead discovery based on traditional medicine. Random screening, Non-random screening, serendipitous drug discovery, lead discovery based on drug metabolism, lead discovery based on clinical observation. Bioisosterism, Classification, Bioisosteric replacement. Any three case studies	10	1	4.3,4.4,4.5, 4.6,4.7,4.c, 9.2,9.4,9.5, 9.b
2	Quantitative Structure Activity Relationship (QSAR)	SAR versus QSAR, History and development of QSAR, Types of hysic chemical parameters, experimental and theoretical approaches for the determination of hysic chemical parameters such as Partition coefficient, Hammett's substituent constant and Tafts steric constant. Hansch analysis, Free Wilson analysis, 3D-QSAR approaches like COMFA and COMSIA.	10	2	4.3,4.4,4.5, 4.6,4.7, 4.c, 9.2,9.4, 9.5, 9.b
3	Molecular Modeling and virtual screening techniques	Virtual Screening techniques: Drug likeness screening, Concept of pharmacophore mapping and pharmacophore based Screening, Molecular docking: Rigid docking, flexible docking, manual docking, Docking based screening, De novo drug design	10	3	4.3,4.4,4.5, 4.6,4.7, 4.c, 9.2,9.4, 9.5, 9.b
4	Informatics & Methods in drug design	Introduction to Bioinformatics, chemoinformatics. ADME databases, chemical, biochemical and pharmaceutical databases.	8	4	4.3,4.4,4.5, 4.6,4.7, 4.c, 9.2,9.4, 9.5, 9.b
5	Molecular Modeling:	Introduction to molecular mechanics and quantum mechanics. Energy Minimization methods and Conformational Analysis, global conformational minima determination.	7	5	4.3,4.4,4.5, 4.6,4.7, 4.c, 9.2, 9.4, 9.5, 9.b

Reference Books:

- Robert GCK, ed., "Drug Action at the Molecular Level" University Prak Press Baltimore
- Martin YC. "Quantitative Drug Design" Dekker, New York.
- Delgado JN, Remers WA eds "Wilson & Gisvolds's Text Book of Organic Medicinal & Pharmaceutical Chemistry" Lippincott, New York.
- Foye WO "Principles of Medicinal chemistry 'Lea & Febiger.
- Koro Ikovas A, Burckhalter JH. "Essentials of Medicinal Chemistry" Wiley Interscience.
- Wolf ME, ed "The Basis of Medicinal Chemistry, Burger's Medicinal Chemistry" John Wiley & Sons, New York.
- Patrick Graham, L., An Introduction to Medicinal Chemistry, Oxford University Press.
- Smith HJ, Williams H, eds, "Introduction to the principles of Drug Design" Wright Boston
- Silverman R.B. "The organic Chemistry of Drug Design and Drug Action" Academic Press New York.

e-Learning Source:

- https://chem.libretexts.org/Bookshelves/Organic_Chemistry
- <https://www.masterorganicchemistry.com/>




https://www.google.co.in/books/edition/Advanced_Practical_Organic_Chemistry_Thi/lpv9D2hin6gC?hl=en&gbpv=1&dq=organic+chemistry&printsec=frontcover

https://www.google.co.in/books/edition/Intermediate_Organic_Chemistry/2YdxBgAAQBAJ?hl=en&gbpv=1&dq=organic+chemistry&printsec=frontcover

Course Articulation Matrix:(Mapping of Cos with POs and PSOs)														
PO-PSO CO	PO1	PO2	PO3	PO4	PO5	PO6	PO7	PO8	PO9	PO10	PO11	PSO1	PSO2	PSO3
CO1	3	2	3	3	2	2	3	3	2	3	2	3	1	2
CO2	3	2	3	3	2	2	3	3	2	3	2	3	1	2
CO3	3	2	3	3	2	2	3	3	2	3	2	3	1	2
CO4	3	2	3	3	2	2	3	3	2	3	2	3	1	2
CO5	3	2	3	3	2	2	3	3	2	3	2	3	1	2

1-Low Correlation; 2- Moderate Correlation; 3- Substantial Correlation

<p>Prof. (Dr.) Kuldeep Singh</p> <p>Name & Sign of Program Coordinator</p>	<p>Head</p> <p>Department of Pharmacy</p> <p>Integral University</p> <p>Sign & Seal of HOD Lucknow</p>
--	--



Course Code	BP808ET	Title of the Course	CELL & MOLECULAR BIOLOGY	L	3	T	1	P	-	C	4	SDG Goals	1, 2, 3, 4, 5, 6, 7, 8
Year	IV	Semester	VIII										
Course Objectives	1. Summarize cell and molecular biology history. 2. Summarize cellular functioning and composition. 3. Describe the chemical foundations of cell biology. 4. Summarize the DNA properties of cell biology. 5. Describe protein structure and function 6. Describe cellular membrane structure and function 7. Describe basic molecular genetic mechanisms. 8. Summarize the Cell Cycle												

Course Outcomes	
CO1	Understanding the history of cell and molecular biology, cellular functioning and composition and chemical foundations of cell biology.
CO2	Understanding about DNA and RNA and their functioning.
CO3	Students able to Describe protein structure and function, Protein Synthesis
CO4	Know the basic molecular genetic mechanisms.
CO5	Summarize the Cell Cycle including Cell Signals, Receptors for Cell Signals, Signaling Pathways

Unit No.	Title of the Unit	Content of Unit	Contact Hrs.	Mapped CO	SDG Targets
1	Cell and Molecular Biology	a) Cell and Molecular Biology: Definitions theory and basics and Applications. b) Cell and Molecular Biology: History and Summation. c) Properties of cells and cell membrane. d) Prokaryotic versus Eukaryotic e) Cellular Reproduction f) Chemical Foundations – an Introduction and Reactions (Types)	10	1	-
2	DNA and RNA	a) DNA and the Flow of Molecular Information b) DNA Functioning c) DNA and RNA d) Types of RNA e) Transcription and Translation	10	2	-
3	Proteins	a) Proteins: Defined and Amino Acids b) Protein Structure c) Regularities in Protein Pathways d) Cellular Processes e) Positive Control and significance of Protein Synthesis	10	3	-
4	Genetics	a) Science of Genetics b) Transgenics and Genomic Analysis c) Cell Cycle analysis d) Mitosis and Meiosis e) Cellular Activities and Checkpoints	8	4	-
5	Cell Signals	a) Cell Signals: Introduction b) Receptors for Cell Signals c) Signaling Pathways: Overview d) Misregulation of Signaling Pathways e) Protein-Kinases: Functioning	7	5	-


Reference Books:

W.B. Hugo and A.D. Russel: Pharmaceutical Microbiology, Blackwell Scientific publications, Oxford London.

Prescott and Dunn., Industrial Microbiology, 4th edition, CBS Publishers & Distributors, Delhi.

Pelczar, Chan Kreig, Microbiology, Tata McGraw Hill edn.

Malcolm Harris, Balliere Tindall and Cox: Pharmaceutical Microbiology




Rose: Industrial Microbiology
Prohisher, Hinsdill et al: Fundamentals of Microbiology, 9th ed. Japan
Cooper and Gunn's: Tutorial Pharmacy, CBS Publisher and Distribution
Peppler: Microbial Technology.
Edward: Fundamentals of Microbiology.
N.K.Jain: Pharmaceutical Microbiology, Vallabh Prakashan, Delhi
Bergeys manual of systematic bacteriology, Williams and Wilkins- A Waverly company
B.R. Glick and J.J. Pasternak: Molecular Biotechnology: Principles and Applications of Recombinant DNA: ASM Press Washington D.C.
RA Goldshy et. al., : Kuby Immunology.
e-Learning Source:
https://chem.libretexts.org/Bookshelves/Organic_Chemistry
https://www.masterorganicchemistry.com/
https://www.google.co.in/books/edition/Advanced_Practical_Organic_Chemistry_Thi/lpv9D2hin6gC?hl=en&gbpv=1&dq=organic+chemistry&printsec=frontcover
https://www.google.co.in/books/edition/Intermediate_Organic_Chemistry/2YdxBgAAQBAJ?hl=en&gbpv=1&dq=organic+chemistry&printsec=frontcover

Course Articulation Matrix:(Mapping of Cos with POs and PSOs)														
PO-PSO CO	PO1	PO2	PO3	PO4	PO5	PO6	PO7	PO8	PO9	PO10	PO11	PSO1	PSO2	PSO3
CO1	3	1	1	3	1	2	2	1	2	1	1	3	2	2
CO2	3	2	2	3	1	2	2	1	2	1	1	3	2	2
CO3	3	2	2	3	1	2	2	1	2	2	1	3	2	3
CO4	3	1	1	2	1	1	2	1	2	2	1	3	2	3
CO5	3	1	1	3	1	2	2	1	2	1	1	3	2	3

1-Low Correlation; 2- Moderate Correlation; 3- Substantial Correlation

Signature

<p>Prof. (Dr.) Kuldeep Singh</p> <p>Name & Sign of Program Coordinator</p>	<p>Head</p> <p>Department of Pharmacy</p> <p>Integral University</p> <p>Sign & Seal of HOD Lucknow</p>
--	--



Course Code	BP809ET	Title of the Course	COSMETIC SCIENCE	L	3	T	1	P	-	C	4	SDG Goals	
Year	IV	Semester	VIII										
Course Objectives	1.Key ingredients used in cosmetics and cosmeceuticals 2.Key building blocks of cosmetics for various formulations 3.Scientific principles to develop cosmetics and cosmeceuticals with desired safety												

Course Outcomes	
CO1	Gain information on key ingredients used in cosmetics and cosmeceuticals
CO2	Understand key building blocks of cosmetics for various formulations
CO3	Know the current technologies in the market
CO4	Understand the scientific principles to develop cosmetics and cosmeceuticals with desired safety
CO5	Know the various problems induced due to cosmetics

Unit No.	Title of the Unit	Content of Unit	Contact Hrs.	Mapped CO	SDG Targets
1	Classification, definition, cosmetic, excipients.	Classification of cosmetic and cosmeceutical products. Definition of cosmetics as per Indian and EU regulations, evolution of cosmeceuticals from cosmetics, cosmetics as quasi and OTC drugs. Cosmetic excipient: Surfactant, rheology modifiers, humectant, emollients, preservatives, classification and application. Skin: Basic structure and function of skin. Hair: Basic structure of hair. Hair growth cycle. Oral Cavity: Common problem associated with teeth and gums.	10	1	9.1 9.5
2	Principles of formulation and building blocks of skin care products.	Principles of formulation and building blocks of skin care products: Face wash, moisturizing cream, cold cream, vanishing cream and their advantages and disadvantages. Application of these products in formulation of cosmeceuticals. Antiperspirants & deodorants: Actives & mechanism of action. Principle of formulation and building block of hair care products: Conditioning shampoo, hair conditioner, antidandruff shampoo, hair oils. Chemistry and formulation of paraphenylenediamine based hair dye. Principles of formulation and building blocks of oral care products: Toothpaste for bleeding gums, sensitive teeth, teeth whitening, mouthwash.	10	2	9.1 9.5 9.b
3	Classification of sunscreens and SPF. Role of herbs in cosmetics. Analytical cosmetics.	Sun protection, classification of sunscreens and SPF. Role of herbs in cosmetics: Skin Care: Aloe and turmeric Hair care: Henna and amla Oral care: Neem and clove Analytical cosmetics: BIS specification and analytical methods for shampoo, skin cream and toothpaste.	10	3	9.1 9.5
4	Principle of cosmetic evaluation	Principle of cosmetic evaluation: Principle of sebumeter, corneometer. Measurement of TEWL, skin color, hair tensile strength, hair combing properties, soaps, and syndet bars. Evaluation and skin benefits.	8	4	9.1 9.5
5	Cosmetic problems associated with hair, scalp and skin. Antiperspirants and deodorants.	Oily and dry skin, causes leading to dry skin, skin moisturisation. Basic understanding of the terms comedogenic, dermatitis. Cosmetic problems associated with hair and scalp: Dandruff, hair fall causes. Cosmetic problems associated with skin: blemishes, wrinkles, acne, prickly heat and body odor. Antiperspirants and deodorants: Actives and mechanism of action.	7	5	9.5 9.b


Reference Books:

Harry's Cosmeticology, Wilkinson, Moore. Seventh Edition, George Godwin.

Cosmetics - Formulations, Manufacturing and Quality Control. P.P. Sharma, 4th Edition. Vandana Publications Pvt. Ltd., Delhi.

Text book of cosmeticology by Sanju Nanda & Roop K. Khar. Tata Publishers.

e-Learning Source:





<https://www.ncbi.nlm.nih.gov/pmc/articles/PMC6188460/>

PO-PSO CO	Course Articulation Matrix:(Mapping of Cos with POs and PSOs)													
	PO1	PO2	PO3	PO4	PO5	PO6	PO7	PO8	PO9	PO10	PO11	PSO1	PSO2	PSO3
CO1	3	3	3	1	1	3	3	3	2	3	1	3	2	3
CO2	3	3	3	1	1	3	3	3	2	3	1	3	2	3
CO3	3	3	3	1	1	3	3	3	2	3	1	3	2	3
CO4	3	3	3	1	1	3	3	3	2	3	1	3	2	3
CO5	3	3	3	1	1	3	3	3	2	3	1	3	2	3

1-Low Correlation; 2- Moderate Correlation; 3- Substantial Correlation

<p>Prof. (Dr.) Kuldeep Singh</p> <p>Name & Sign of Program Coordinator</p>	<p>Head</p> <p>Department of Pharmacy</p> <p>Integral University</p> <p>Sign & Seal of HOD</p>
--	--



Course Code	BP810ET	Title of the Course	EXPERIMENTAL PHARMACOLOGY	L		T		P		C		SDG Goals
Year	IV	Semester	VIII	3		1		-		4		
Course Objectives	1. Appreciate the applications of various commonly used laboratory animals 2. Appreciate and demonstrate the various screening methods used in pre clinical research 3. Appreciate and demonstrate the importance of biostatistics and research methodology 4. Design and execute a research hypothesis independently.											

Course Outcomes	
CO1	Appreciate the knowledge gained on pre clinical evaluation of drugs and recent experimental techniques in the drug discovery and development.
CO2	Understood the various laboratory animals and their maintenance as per the guidelines and also describe good laboratory practices in maintenance and handling of experimental animals.
CO3	Appraised the regulations and ethical requirement for the usage of experimental animals.
CO4	Learnt and describe the various pre clinical screening methods (in-vitro and in-vivo) involved in the drug discovery process.
CO5	Correlate the pre clinical data to human's clinical data.

Unit No.	Title of the Unit	Content of Unit	Contact Hrs.	Mapped CO	SDG Targets
1	Laboratory animals	Laboratory animals: Study of CPCSEA and OECD guidelines for maintenance, breeding and conduct of experiments on laboratory animals. Common lab animals: Description and applications of different species and strains of animals. Popular transgenic and mutant animals. Techniques for collection of blood and common routes of drug administration in laboratory animals. Techniques of blood collection and euthanasia.	8	1	-
2	Introduction: Pre clinical screening models	Pre clinical screening models: a. Introduction: Dose selection, calculation and conversions, preparation of drug solution/suspensions, grouping of animals and importance of sham negative and positive control groups. Rationale for selection of animal species and sex for the study. b. Study of screening animal models for: Diuretics, nootropics, anti-parkinson's, antiasthmatics. Preclinical screening models for: CNS activity, analgesic, antipyretic, anti-inflammatory, general anaesthetics, sedative and hypnotics, antipsychotic, antidepressant, antiepileptic, antiparkinsonism, and alzheimer's disease.	10	2	-
3	Pre clinical screening models for ANS activity	Preclinical screening models for ANS activity: sympathomimetics, sympatholytics, parasympathomimetics, parasympatholytics, skeletal muscle relaxants, drugs acting on eye, local anaesthetics.	8	3	-
4	Pre clinical screening models for CVS activity	Preclinical screening models for CVS activity: antihypertensives, diuretics, antiarrhythmic, antidyslipidemic, anti aggregatory, coagulants, and anticoagulants. Preclinical screening models for other important drugs like antiulcer, antidiabetic, anticancer and antiasthmatics.	8	4	-
5	Research methodology and bio-statistics	Research methodology and bio-statistics. Selection of research topic, review of literature, research hypothesis and study design. Pre-clinical data analysis and interpretation using students 't' test and one-way ANOVA. Graphical representation of data	5	5	-


Reference Books:

Fundamentals of experimental pharmacology by M N Ghosh.

Hand book of experimental pharmacology by S K Kulakarni.

CPCSEA guidelines for laboratory animal facility.

Drug discovery and evaluation by Vogel H G.



Drug screening methods by Suresh Kumar Gupta and S K Gupta.

Introduction to biostatistics and research methods by PSS Sundar Rao and J Richard.


e-Learning Source:

https://cpcsea.nic.in/WriteReadData/userfiles/file/SOP_CPCSEA_inner_page.pdf

Course Articulation Matrix:(Mapping of Cos with POs and PSOs)														
PO-PSO CO	PO1	PO2	PO3	PO4	PO5	PO6	PO7	PO8	PO9	PO10	PO11	PSO1	PSO2	PSO3
CO1	3	3	3	3	1	2	3	1	1	-	3	2	3	2
CO2	3	3	3	3	2	1	3	1	2	-	3	2	3	2
CO3	3	3	3	3	1	1	3	1	1	-	3	3	3	2
CO4	3	3	3	3	1	2	3	1	1	-	3	2	3	3
CO5	3	3	3	3	1	2	3	1	1	-	3	2	3	3

1-Low Correlation; 2- Moderate Correlation; 3- Substantial Correlation

<p>Prof. (Dr.) Kuldeep Singh</p> <p>Name & Sign of Program Coordinator</p>	<p>Head Department of Pharmacy Integral University</p> <p>Sign & Seal of HOD</p>
--	--



Course Code	BP811ET	Title of the Course	ADVANCED INSTRUMENTATION TECHNIQUES	L		T		P		C		SDG Goals
Year	IV	Semester	VIII	3		1		0		4		
Course Objectives	1. To understand the advanced instruments used and its applications in drug analysis. 2. To understand the chromatographic separation and analysis of drugs. 3. To understand the calibration of various analytical instruments. 4. To know analysis of drugs using various analytical instruments.											

Course Outcomes	
CO1	Examine the pharmaceutical substance by NMR spectroscopy and mass spectrometry on the basis of its chemical structure and interactions with electromagnetic radiations.
CO2	Judge the pharmaceutical substance by thermal methods of analysis and X ray diffraction methods using the knowledge of its chemical structure and relevant interactions.
CO3	Apprehend the calibration and validation of analytical instruments using the prerequisites of performance.
CO4	Investigate the pharmaceutical substance by radioimmunoassay and extraction techniques on the basis of its chemical structure and physicochemical properties.
CO5	Appraise the pharmaceutical substance using hyphenated techniques on the basis of its chemical structure and physicochemical properties.

Unit No.	Title of the Unit	Content of Unit	Contact Hrs.	Mapped CO	SDG Targets
1	Nuclear magnetic resonance spectroscopy, Mass spectrometry	Nuclear magnetic resonance spectroscopy: Principles of H-NMR and C-NMR, chemical shift, factors affecting chemical shift, coupling constant, spin - spin coupling, relaxation, instrumentation and applications. Mass spectrometry: Principles, fragmentation, ionization techniques - Electron impact, chemical ionization, MALDI, FAB. Analyzers - Time of flight and quadrupole, instrumentation, applications.	10	1	3.2 & 3.4
2	Thermal methods of analysis, X-ray diffraction methods	Thermal methods of analysis: Principles, instrumentation and applications of thermogravimetric analysis (TGA), Differential thermal analysis (DTA), Differential scanning calorimetry (DSC). X-ray diffraction methods: Origin of X-rays, basic aspects of crystals, X-ray crystallography, rotating crystal technique, single crystal diffraction, powder diffraction, structural elucidation and applications.	10	2	3.2 & 3.4
3	Calibration and validation as per ICH and USFDA Guidelines	Calibration and validation as per ICH and USFDA guidelines. Calibration of following Instruments: Electronic balance, UV-Visible spectrophotometer, IR spectrophotometer, Fluorimeter, Flame photometer, HPLC and GC.	10	3	3.2 & 3.4
4	Radioimmunoassay, Extraction techniques	Radioimmunoassay: Importance, various components, principle, different methods, limitation and applications of radio immuno assay. Extraction techniques: General principle and procedure involved in the solid phase extraction and liquid - liquid extraction.	8	4	3.2 & 3.4
5	Hyphenated techniques	Hyphenated techniques - LC-MS/MS, GC-MS/MS, HPTLC-MS.	7	5	3.2 & 3.4


Reference Books:

Instrumental methods of chemical analysis by B K Sharma.

Organic spectroscopy by Y R Sharma.

Text book of pharmaceutical analysis by Kenneth A Connors.

Vogel's text book of quantitative chemical analysis by A I Vogel.



Practical pharmaceutical chemistry by A H Beckett and J B Stenlake.

Organic chemistry by I L. Finar.

Organic spectroscopy by William Kemp.

Quantitative analysis of drugs by D C Garrett

Quantitative analysis of drugs in pharmaceutical formulations by P D Sethi.

Spectrophotometric identification of organic compounds by Silverstein.

e-Learning Source:


https://www.google.com/search?q=Nuclear+magnetic+resonance+spectroscopy+research+article&sxsrf=ALiCzsaSX1-lUmnGqpxRObGal6loXv5xaQ%3A1671859588931&ei=h12mY7e70lnh4-EPwIC38A0&ved=0ahUKEwi3jaanwpH8AhWJ8DgGHUDADd4Q4dUDCA8&uact=5&oq=Nuclear+magnetic+resonance+spectroscopy+research+article&gs_lcp=Cgxnd3Mtd2l6LXNlcnAQAZIFCAAQogQyBQgAEKIEHgUIABCIbDIFCAAQogQyBQgAEKIEOgoIABBHENYEE LADOGcIIxCwAhAnOgoIABCABBBCxAXANOGcIABCABBANOGYIABAHEB46BAgjECc6BwgAELEDEEM6CgghEMMEEA oQoAFKBAhBGABKBAhGGABQ7gRY3BFgtRRoAXABeACAAeACiAG4CJIBBTItMy4xmAEAoAEBoAECyAEIwAEB&scient=gws-wiz-serp

Course Articulation Matrix:(Mapping of Cos with POs and PSOs)

PO-PSO CO	PO1	PO2	PO3	PO4	PO5	PO6	PO7	PO8	PO9	PO10	PO11	PSO1	PSO2	PSO3
CO1	3	1	1	3	-	-	-	-	1	1	3	3	1	3
CO2	3	1	1	3	-	-	-	-	1	1	3	3	1	3
CO3	3	1	1	3	-	-	-	-	1	1	3	3	1	3
CO4	3	1	1	3	-	-	-	-	1	1	3	3	1	3
CO5	3	1	1	3	-	-	-	-	1	1	3	3	1	3

1-Low Correlation; 2- Moderate Correlation; 3- Substantial Correlation

<p>Prof. (Dr.) Kuldeep Singh</p> <p>Name & Sign of Program Coordinator</p>	<p>Head</p> <p>Department of Pharmacy</p> <p>Integral University</p> <p>Sign & Seal of HOD</p>
--	--



Course Code	BP812ET	Title of the Course	DIETARY SUPPLEMENTS & NUTRACEUTICALS	L	3	T	1	P	-	C	4	SDG Goals	
Year	IV	Semester	VIII										
Course Objectives	1. Understand the need of supplements by the different group of people to maintain healthy life. 2. Understand the outcome of deficiencies in dietary supplements. 3. Appreciate the components in dietary supplements and their application. 4. Appreciate the regulatory and commercial aspects of dietary supplements including health claims.												

Course Outcomes

CO1	Assess the definitions and classifications of functional foods, nutraceuticals, and dietary supplements, their effectiveness in preventing or curing health issues and their sources, marker compounds, chemical nature, medicinal uses, and health benefits within the context of public health, maternal and child nutrition, ageing, and community nutrition education.
CO2	Evaluate the occurrence, chemical nature, and medicinal benefits of various phytochemicals and functional foods, including carotenoids, sulfides, polyphenolics, flavonoids, prebiotics/probiotics, phytoestrogens, tocopherols, proteins, vitamins, minerals, and commonly consumed foods and beverages.
CO3	Appraise the production and damaging effects of free radicals on cellular components and assess the role of dietary fibers and complex carbohydrates as functional food ingredients.
CO4	Judge the role of free radicals in various diseases, including diabetes mellitus, inflammation, cancer, and atherosclerosis, and assess the effectiveness of endogenous and synthetic antioxidants and functional foods in chronic disease prevention.
CO5	Create strategies to enhance the potential of nutraceuticals considering processing, storage, and environmental factors, and design regulatory compliance plans for food safety and quality standards, including FSSAI, FDA, FPO, MPO, AGMARK, HACCP, GMPs, and pharmacopoeial specifications.

Unit No.	Title of the Unit	Content of Unit	Contact Hrs.	Mapped CO	SDG Targets
1	Definition of functional foods, Public health nutrition	Definition of functional foods, nutraceuticals and dietary supplements. Classification of nutraceuticals, health problems and diseases that can be prevented or cured by nutraceuticals i.e. weight control, diabetes, cancer, heart disease, stress, osteoarthritis, hypertension etc. b. Public health nutrition, maternal and child nutrition, nutrition and ageing, nutrition education in community. c. Source, name of marker compounds and their chemical nature, medicinal uses and health benefits of following used as nutraceuticals/functional foods: Spirulina, Soyabean, Ginseng, Garlic, Broccoli, Gingko, Flaxseeds.	7	1	-
2	Phytochemicals as nutraceuticals	Phytochemicals as nutraceuticals: Occurrence and characteristic features(chemical nature medicinal benefits) of following: Carotenoids - α and β Carotene, Lycopene, Xanthophylls, leutin SULFIDES: Diallyl sulfides, Allyl trisulfide. Polyphenolics: Resveratrol Flavonoids - Rutin, Naringin, Quercetin, Anthocyanidins, catechins, Flavones. Prebiotics/Probiotics: Fructo oligosaccharides, Lacto bacillum Phyto estrogens: Isoflavones, daidzein, Geobustan, lignans Tocopherols Proteins, vitamins, minerals, cereal, vegetables and beverages as functional foods: oats, wheat bran, rice bran, sea foods, coffee, tea and the like.	15	2	-
3	Introduction to free radicals, Dietary fibre and complex carbohydrates	Introduction to free radicals: Free radicals, reactive oxygen species, production of free radicals in cells, damaging reactions of free radicals on lipids, proteins, carbohydrates, nucleic acids. Dietary fibres and complex carbohydrates as functional food ingredients.	7	3	-
4	Free radicals, Antioxidants, Synthetic antioxidants, Functional foods	Free radicals in diabetes mellitus, inflammation, ischemic reperfusion injury, cancer, atherosclerosis, free radicals in brain metabolism and pathology, kidney damage, muscle damage. Free radicals involvement in other disorders. Free radicals theory of ageing. Antioxidants: Endogenous antioxidants - enzymatic and nonenzymatic antioxidant defence, superoxide dismutase, catalase,	10	4	-



Course Code	BP812ET	Title of the Course	DIETARY SUPPLEMENTS & NUTRACEUTICALS	L	T	P	C	SDG Goals
Year	IV	Semester	VIII	3	1	-	4	
Course Objectives	1. Understand the need of supplements by the different group of people to maintain healthy life. 2. Understand the outcome of deficiencies in dietary supplements. 3. Appreciate the components in dietary supplements and their application. 4. Appreciate the regulatory and commercial aspects of dietary supplements including health claims.							

Course Outcomes

CO1	Based on nutraceutical understanding and public health nutrition: classify, analyze, and apply their roles in disease prevention, community nutrition, and identify sources, marker compounds, chemical nature, and medicinal uses.
CO2	On the basis of understanding of chemical nature, and medicinal benefits of various phytochemicals and functional foods, including carotenoids, sulfides, polyphenolics, flavonoids, prebiotics/probiotics, phytoestrogens, tocopherols, proteins, vitamins, minerals, and commonly consumed foods and beverages.
CO3	Appraise the production and damaging effects of free radicals on cellular components and assess the role of dietary fibers and complex carbohydrates as functional food ingredients.
CO4	Based on the knowledge, Judge the role of free radicals in various diseases, including diabetes mellitus, inflammation, cancer, and atherosclerosis, and assess the effectiveness of endogenous and synthetic antioxidants and functional foods in chronic disease prevention.
CO5	Based on knowledge of nutraceuticals and food regulations, analyze the effects of processing, storage, environmental factors, and apply regulatory standards and safety practices to ensure quality and prevent adulteration.

Unit No.	Title of the Unit	Content of Unit	Contact Hrs.	Mapped CO	SDG Targets
1	Definition of functional foods, Public health nutrition	Definition of functional foods, nutraceuticals and dietary supplements. Classification of nutraceuticals, health problems and diseases that can be prevented or cured by nutraceuticals i.e. weight control, diabetes, cancer, heart disease, stress, osteoarthritis, hypertension etc. b. Public health nutrition, maternal and child nutrition, nutrition and ageing, nutrition education in community. c. Source, name of marker compounds and their chemical nature, medicinal uses and health benefits of following used as nutraceuticals/functional foods: Spirulina, Soyabean, Ginseng, Garlic, Broccoli, Gingko, Flaxseeds.	7	1	-
2	Phytochemicals as nutraceuticals	Phytochemicals as nutraceuticals: Occurrence and characteristic features(chemical nature medicinal benefits) of following: Carotenoids - α and β Carotene, Lycopene, Xanthophylls, leutin SULFIDES: Diallyl sulfides, Allyl trisulfide. Polyphenolics: Resveratrol Flavonoids - Rutin, Naringin, Quercetin, Anthocyanidins, catechins, Flavones. Prebiotics/Probiotics: Fructo oligosaccharides, Lacto bacillum Phyto estrogens: Isoflavones, daidzein, Geobustin, lignans Tocopherols Proteins, vitamins, minerals, cereal, vegetables and beverages as functional foods: oats, wheat bran, rice bran, sea foods, coffee, tea and the like.	15	2	-
3	Introduction to free radicals, Dietary fibre and complex carbohydrates	Introduction to free radicals: Free radicals, reactive oxygen species, production of free radicals in cells, damaging reactions of free radicals on lipids, proteins, carbohydrates, nucleic acids. Dietary fibres and complex carbohydrates as functional food ingredients.	7	3	-
4	Free radicals, Antioxidants, Synthetic antioxidants, Functional foods	Free radicals in diabetes mellitus, inflammation, ischemic reperfusion injury, cancer, atherosclerosis, free radicals in brain metabolism and pathology, kidney damage, muscle damage. Free radicals involvement in other disorders. Free radicals theory of ageing. Antioxidants: Endogenous antioxidants - enzymatic and nonenzymatic antioxidant defence, superoxide dismutase, catalase, glutathione peroxidase, glutathione. Vitamin C, Vitamin E, α - Lipoic acid, melatonin.- Synthetic antioxidants: Butylated hydroxy toluene, Butylated hydroxy anisole. Functional foods for chronic disease prevention	10	4	-




5	Nutraceutical, Regulatory aspects, Pharmacopoeial specifications	Effect of processing, storage and interactions of various environmental factors on the potential of nutraceuticals. Regulatory aspects: FSSAI, FDA, FPO, MPO, AGMARK. HACCP and GMPs on food safety. Adulteration of foods. Pharmacopoeial specifications for dietary supplements and nutraceuticals.	6	5	-
Reference Books:					
Dietetics by Sri Lakshmi					
Role of dietary fibres and nutraceuticals in preventing diseases by K T Agusti and P Faizal: B S Publication.					
Advanced nutritional therapies by Cooper K. A. (1996).					
The food pharmacy by Jean Carper, Simon & Schuster, UK Ltd., (1988).					
Prescription for nutritional healing by James F Balch and Phyllis A Balch 2nd Edn., Avery Publishing Group, NY (1997).					
G Gibson and C Williams Editors. 2000 Functional foods. Woodhead Publ.Co.London.					
Goldberg I. Functional Foods. 1994. Chapman and Hall, New York.					
Labuza, T P. 2000 Functional Foods and Dietary Supplements: Safety, good manufacturing practice (GMPs) and shelf life testing in Essentials of Functional Foods M K Sachmidl and T P Labuza eds. Aspen Press.					
Handbook of Nutraceuticals and Functional Foods, Third Edition (Modern Nutrition)					
Shils, ME, Olson, JA, Shike, M. 1994 <i>Modern Nutrition in Health and Disease</i> . Eighth edition. Lea and Febiger.					
e-Learning Source:					
https://www.ncbi.nlm.nih.gov/pmc/articles/PMC6188460/					

Course Articulation Matrix: (Mapping of Cos with POs and PSOs)														
PO-PSO	PO1	PO2	PO3	PO4	PO5	PO6	PO7	PO8	PO9	PO10	PO11	PSO1	PSO2	PSO3
CO														
CO1	3	1	1	-	1	1	-	1	1	-	2	3	1	3
CO2	3	1	1	1	1	1	-	1	1	-	2	3	2	2
CO3	3	1	1	1	1	2	-	1	1	-	2	3	2	2
CO4	3	1	1	1	1	1	-	1	1	-	2	3	2	3
CO5	3	1	1	1	1	1	2	1	1	-	2	3	2	3

1-Low Correlation; 2- Moderate Correlation; 3- Substantial Correlation

Dr. Kuldeep Singh Name & Sign of Program Coordinator	 Head Sign & Seal of HOD Department of Pharmacy Integral University Lucknow
---	--



		glutathione peroxidase, glutathione, Vitamin C, Vitamin E, α -Lipoic acid, melatonin.- Synthetic antioxidants: Butylated hydroxy toluene, Butylated hydroxy anisole. Functional foods for chronic disease prevention			
5	Nutraceutical, Regulatory aspects, Pharmacopoeial specifications	Effect of processing, storage and interactions of various environmental factors on the potential of nutraceuticals. Regulatory aspects: FSSAI, FDA, FPO, MPO, AGMARK. HACCP and GMPs on food safety. Adulteration of foods. Pharmacopoeial specifications for dietary supplements and nutraceuticals.	6	5	-

Reference Books:

Dietetics by Sri Lakshmi

Role of dietary fibres and nutraceuticals in preventing diseases by K T Agusti and P Faizal: B S Publication.

Advanced nutritional therapies by Cooper K. A. (1996).

The food pharmacy by Jean Carper, Simon & Schuster, UK Ltd., (1988).

Prescription for nutritional healing by James F Balch and Phyllis A Balch 2nd Edn., Avery Publishing Group, NY (1997).

G Gibson and C Williams Editors. 2000 Functional foods. Woodhead Publ.Co.London.

Goldberg I. Functional Foods. 1994. Chapman and Hall, New York.

Labuza, T P. 2000 Functional Foods and Dietary Supplements: Safety, good manufacturing practice (GMPs) and shelf life testing in Essentials of Functional Foods M K Sachmidl and T P Labuza eds. Aspen Press.

Handbook of Nutraceuticals and Functional Foods, Third Edition (Modern Nutrition)

Shils, ME, Olson, JA, Shike, M. 1994 *Modern Nutrition in Health and Disease*. Eighth edition. Lea and Febiger.

e-Learning Source:

<https://www.ncbi.nlm.nih.gov/pmc/articles/PMC6188460/>

Course Articulation Matrix:(Mapping of Cos with POs and PSOs)

PO-PSO CO	PO1	PO2	PO3	PO4	PO5	PO6	PO7	PO8	PO9	PO10	PO11	PSO1	PSO2	PSO3
CO1	3	1	2	1	1	1	3	1	2	-	3	3	1	3
CO2	3	1	2	1	1	1	3	1	1	-	3	3	2	2
CO3	3	1	2	1	2	2	3	1	1	-	3	3	2	2
CO4	3	1	2	1	1	1	3	1	1	-	3	3	2	3
CO5	3	1	2	1	1	1	3	1	1	-	3	3	2	3

1-Low Correlation; 2- Moderate Correlation; 3- Substantial Correlation

<p>Prof. (Dr.) Kuldeep Singh</p> <p>Name & Sign of Program Coordinator</p>	<p>Head</p> <p>Department of Pharmacy</p> <p>Integral University</p> <p>Sign & Seal of HOD</p>
--	--

Course Code	BP813ET	Title of the Course	PHARMACEUTICAL PRODUCT	L	T	P	C	SDG
-------------	---------	---------------------	------------------------	---	---	---	---	-----



Course Code	BP813ET	Title of the Course	PHARMACEUTICAL PRODUCT DEVELOPMENT	L	3	T	1	P	-	C	4	SDG Goals	
Year	IV	Semester	VIII										
Course Objectives	1. Understand the need of supplements by the different group of people to maintain healthy life. 2. Understand the outcome of deficiencies in dietary supplements. 3. Appreciate the components in dietary supplements and their application. 4. Appreciate the regulatory and commercial aspects of dietary supplements including health claims.												

Course Outcomes	
CO1	Explain pharmaceutical product development and regulations related to preformulation
CO2	Classify the pharmaceutical excipients – semi solid dosage form
CO3	Discuss about pharmaceutical excipients – solid dosage forms, liquid dosage forms and NDDS
CO4	Explain the pharmaceutical product development by Optimization and quality by design (QbD) techniques
CO5	Discuss about Pharmaceutical packaging and their regulatory considerations.

nit No.	Title of the Unit	Content of Unit	Contact Hrs.	Mapped CO	SDG Targets
1	Introduction to pharmaceutical product development and regulations	Introduction to pharmaceutical product development, objectives, and regulations related to preformulation, formulation development, stability assessment, manufacturing and quality control testing of different types of dosage forms.	10	1	9.5 9.b
2	Introduction to pharmaceutical product development for semi solid preparations	An advanced study of Pharmaceutical Excipients in pharmaceutical product development with a special reference to the following categories: Solvents and solubilizers. Cyclodextrins and their applications. Non - ionic surfactants and their applications. Polyethylene glycols and sorbitols. Suspending and emulsifying agents. Semi solid excipients.	10	2	9.1 9.5
3	Introduction to pharmaceutical product development for solid preparations	An advanced study of Pharmaceutical Excipients in pharmaceutical product development with a special reference to the following categories: Tablet and capsule excipients. Directly compressible vehicles. Coat materials. Excipients in parenteral and aerosols products. Excipients for formulation of NDDS. Selection and application of excipients for pharmaceutical formulations, with specific industrial applications.	10	3	5 9.b
4	Optimization techniques in pharmaceutical product development & study of QbD	Optimization techniques in pharmaceutical product development. A study of various optimization techniques for pharmaceutical product development with specific examples. Optimization by factorial designs and their applications. A study of QbD and its application in pharmaceutical product development.	8	4	9.1 9.5 9.b
5	Packaging materials & regulatory considerations	Selection and quality control testing of packaging materials for pharmaceutical product development- regulatory considerations.	7	5	9.5 9.b

Reference Books:

Pharmaceutical Statistics Practical and Clinical Applications by Stanford Bolton, Charles Bon; Marcel Dekker Inc., USA.
Encyclopaedia of Pharmaceutical Technology, edited by James Swarbrick, Third Edition, Informa Healthcare publishers.
Pharmaceutical Dosage Forms – Tablets Vol 1 to 3, by A. Lieberman, Leon Lachman and Joseph B. Schwartz, Marcel Dekker Inc., USA
Pharmaceutical Dosage Forms – Disperse Systems Vol 1 to 3, by H.A. Liberman, Martin, M.R and Gilbert S. Banker, Marcel Dekker Inc., USA.
Pharmaceutical Dosage Forms – Parenteral Medication Vol 1 & 2, by Kenneth E. Avis and H.A. Liebermann, Marcel Dekker Inc., USA.
The Theory and Practice of Industrial Pharmacy, Fourth Edition, edited by Roop K Khar, S P Vyas, Farhan J Ahmad, Gaurav K Jain; CBS Publishers and Distributors Pvt. Ltd. 2013.
Martin's Physical Pharmacy and Pharmaceutical Sciences, Fifth Edition, edited by Patrick J. Sinko, Lippincott Williams & Wilkins, USA.



INTEGRAL UNIVERSITY



FACULTY OF PHARMACY DEPARTMENT OF PHARMACY



Targeted and Controlled Drug Delivery, Novel Carrier Systems by S. P. Vyas and R. K. Khar, CBS Publishers and Distributors Pvt. Ltd, First Edition 2012.

Ansel's Pharmaceutical Dosage Forms and Drug Delivery Systems by Loyd V. Allen, Jr., N.G. Popovich and H. C. Ansel, Lippincott Williams & Wilkins, USA.

Aulton's Pharmaceutics – The Design and Manufacture of Medicines by Michael E. Aulton, 3rd Ed., Churchill Livingstone, UK.

e-Learning Source:

https://www.google.co.in/books/edition/Pharmaceutical_Drug_Product_Development/cmhDwAAQBAJ?hl=en&gbpv=1&dq=PHARMACEUTICAL+PRODUCT+DEVELOPMENT&printsec=frontcover

Course Articulation Matrix:(Mapping of Cos with POs and PSOs)

PO-PSO CO	PO1	PO2	PO3	PO4	PO5	PO6	PO7	PO8	PO9	PO10	PO11	PSO1	PSO2	PSO3
CO1	3	3	3	2	1	2	2	1	1	-	3	3	2	3
CO2	3	1	1	2	1	1	1	1	1	-	3	3	1	3
CO3	3	1	1	2	2	2	2	1	2	-	3	3	2	3
CO4	3	3	3	2	2	1	2	1	1	-	3	3	2	3
CO5	3	3	3	2	1	1	2	1	1	-	3	3	2	3

1-Low Correlation; 2- Moderate Correlation; 3- Substantial Correlation

<p>Dr. Kuldeep Singh</p> <p>Name & Sign of Program Coordinator</p>	<p>Head</p> <p>Department of Pharmacy</p> <p>Integral University</p> <p>Lucknow</p>
--	---



Course Code	BP813PW	Title of the Course	PROJECT WORK	L	T	P	C	SDG Goals
Year	IV	Semester	VIII	-	-	12	6	



Course Outcomes	
C01	Develop the hypothesis based upon research gap identified from literature review.
C02	Design the plan of work and experimental lay out according to protocol.
C03	Evaluate the hypothesis to answer the designed research problem.
C04	Organize the outcomes of the project work in accordance with the results obtained.
C05	Conclude the outcomes of the project work as per the proposed hypothesis.

Course Articulation Matrix:(Mapping of Cos with POs and PSOs)														
PO-PSO CO	PO1	PO2	PO3	PO4	PO5	PO6	PO7	PO8	PO9	PO10	PO11	PSO1	PSO2	PSO3
C01	3	2	3	2	1	1	1	2	2	1	3	3	2	3
C02	3	3	2	2	1	1	1	2	2	1	3	2	3	2
C03	3	3	2	3	1	1	1	2	2	1	3	2	1	3
C04	3	3	3	2	1	1	1	2	2	1	3	3	2	3
C05	3	2	2	1	2	1	1	2	2	1	3	2	2	2

1-Low Correlation; 2- Moderate Correlation; 3- Substantial Correlation

Subn

<p>Prof. (Dr.) Kuldeep Singh</p> <p>Name & Sign of Program Coordinator</p>	<p>Head</p> <p>Department of Pharmacy</p> <p>Integral University</p> <p>Sign & Seal of HOD</p>
--	--



Course Code	BP814AI	Title of the Course	ARTIFICIAL INTELLIGENCE IN HEALTH & ALLIED SCIENCES	L		T		P		C		SDG Goals
Year	IV	Semester	VIII	3	-	-	-	2				
Course Objectives	1. Understand the basics of Artificial Intelligence (AI) and Machine Learning (ML) 2. -Learn how AI is applied in Pharmaceutical Sciences 3. -Develop skills in using AI tools and techniques in pharmaceutical research and development 4. -Critically evaluate the potential and limitations of AI in Pharmaceutical Sciences											

Course Outcomes

CO1	Understand the basics of AI and Machine Learning (ML): Define AI and ML, and explain their differences and applications.
CO2	Apply AI concepts to pharmaceutical sciences: Identify areas in pharmaceutical sciences where AI can be applied, and explain how AI can improve drug discovery, development, and delivery.
CO3	Use AI tools and techniques: Apply AI algorithms and models to pharmaceutical data, and interpret the results
CO4	Evaluate the potential and limitations of AI in pharmaceutical sciences: Critically evaluate the benefits and challenges of using AI in pharmaceutical sciences, and discuss future directions.
CO5	Communicate AI concepts and results effectively: Present AI concepts and results clearly and concisely, using appropriate visual aids and technical language.


Unit No.	Title of the Unit	Content of Unit	Contact Hrs.	Mapped CO	SDG Targets
1	Introduction to AI and Machine Learning	<ul style="list-style-type: none"> - Definition and types of AI - Machine Learning (ML) basics - Supervised, Unsupervised, and Reinforcement Learning 	06	1	3.8
2	AI Applications in Pharmaceutical Sciences	<ul style="list-style-type: none"> - Drug discovery and development - Predictive modeling and simulation - Pharmacokinetics and pharmacodynamics - Personalized medicine 	06	2	3.3, 3.4
3	AI Tools and Techniques	<ul style="list-style-type: none"> - Deep Learning (DL) and Convolutional Neural Networks (CNNs) - Natural Language Processing (NLP) - Transfer Learning and Domain Adaptation - AI frameworks and libraries (e.g., TensorFlow, PyTorch) 	06	3	3.4
4	Case Studies and Applications	<ul style="list-style-type: none"> - AI in drug repurposing and repositioning - AI-assisted clinical trials - AI-powered pharmacovigilance - Real-world examples and case studies 	06	4	3.8
5	Ethics, Regulatory, and Future Directions	<ul style="list-style-type: none"> - Ethical considerations in AI-powered pharmaceutical research - Regulatory frameworks and guidelines - Future directions and emerging trends in AI-powered pharmaceutical sciences 	06	5	3.c

Reference Books:

Machine learning and AI for healthcare by Arjun Panesar A press publication.
Artificial intelligence in healthcare, Dr. Parag Mahajan, Axtia Insights Publications.
Artificial intelligence in pharmaceutical science by Mullaicharam bhupathyaaj, K.Reeta Vijaya Rani, Musthafa Mohamed Essa, CRC Press.
Ansel's Pharmaceutical Dosage Forms and Drug Delivery Systems by Loyd V. Allen, Jr., N.G. Popovich and H. C. Ansel, Lippincott Williams & Wilkins, USA.
Aulton's Pharmaceutics – The Design and Manufacture of Medicines by Michael E. Aulton, 3rd Ed., Churchill Livingstone, UK.

e-Learning Source:

--



**INTEGRAL
UNIVERSITY**



**FACULTY OF PHARMACY
DEPARTMENT OF PHARMACY**



	Course Articulation Matrix:(Mapping of Cos with POs and PSOs)													
PO-PSO CO	PO1	PO2	PO3	PO4	PO5	PO6	PO7	PO8	PO9	PO10	PO11	PSO1	PSO2	PSO3
CO1	3	2	2	3	1	1	1	1	1	1	1	2	1	1
CO2	3	3	3	3	1	2	1	1	1	1	1	2	1	2
CO3	3	3	3	3	1	1	1	1	1	1	1	1	2	2
CO4	3	3	3	3	1	1	1	1	1	1	1	1	1	2
CO5	3	3	3	3	1	1	3	2	1	1	1	2	2	2

1-Low Correlation; 2- Moderate Correlation; 3- Substantial Correlation

Prof. (Dr.) Kuldeep Singh Name & Sign of Program Coordinator	Head Department of Pharmacy Integral University Sign & Seal of HOD
---	---